












# Wild Animals

## WEDNESDAY

 <b>Arrival</b> 15-30 mins	<p>Greet learners individually. Have pictures of various wild animals. Cut them in half. Place a half in each locker. As learners come in they can see their half and decide on what it is. Ask them to bring their half picture to the Morning Circle.</p>
 <b>Health check</b>	
 <b>Morning Circle</b> 10-15 mins	<p>Learners sit in a circle with their half of a wild animal. On the word 'Go!' learners try to find the learner with the other half of their animal. Learners then describe their animal.</p>
 <b>Work Time Activities</b> 30-35 mins	<div data-bbox="438 660 667 696" data-label="Section-Header"> <h3>Creative focus (Part 2)</h3> </div> <div data-bbox="438 696 1128 825" data-label="Text"> <p>Learners make chameleons. They will need the plate on which you cut out a chameleon silhouette as well as a split pin. They will attach the cut plate to the painted plate with a split pin. To slip the split pin through the two plates they can pierce the plates with a pencil.</p> </div> <div data-bbox="1180 660 1410 860" data-label="Image"> </div> <div data-bbox="438 884 625 919" data-label="Section-Header"> <h3>Mathematics focus</h3> </div> <div data-bbox="438 919 761 1013" data-label="Text"> <p>Learners cut out and then rebuild the puzzle of the wildlife scene in the middle of the Workbook.</p> </div> <div data-bbox="804 837 975 1072" data-label="Image"> </div> <div data-bbox="1026 884 1171 919" data-label="Section-Header"> <h3>Literacy focus</h3> </div> <div data-bbox="1026 919 1438 1084" data-label="Text"> <p>Learners write Safari holiday postcards. Each learner draws a picture of themselves on holiday on Safari with a wild animal next to them. Help learners to label their picture or to write a very short sentence.</p> </div>
 <b>Small Group Time Activity</b> 10-15 mins	<div data-bbox="438 1119 582 1154" data-label="Section-Header"> <h3>Literacy focus</h3> </div> <div data-bbox="438 1154 1188 1248" data-label="Text"> <p>Track learners' eyes with a small toy animal from their left to right. Tell them to follow the animal with their eyes and to not move their heads. They read the words on page 31 of Workbook 4 from top to bottom and left to right.</p> </div> <div data-bbox="1214 1131 1419 1413" data-label="Image"> </div>
 <b>Tidy-up time</b>	
 <b>Hand washing</b>	
 <b>Snack time</b>	
 <b>Music and Movement Ring</b>	<p>Sing the theme related song 'Five Little Elephants Balancing' on page 79 of this Teacher's Guide. You can also use the LEAP audio lesson Term 4 - 06 Sing along.</p>
 <b>Outdoor Play</b>	<p>Include the activity below as one of your daily outdoor activities. Play 'Rhino, Rhino, Zebra'. Learners sit in a circle. One learner is the 'game ranger' and walks around the outside of the circle, touching each learners head and saying, 'Rhino, rhino, rhino...' When the 'game ranger' touches someone's head and says 'zebra', that learner must get up and chase and catch the 'game ranger' around the circle.</p>
 <b>Story Time</b>	<p>Learners make the little take home book called 'Jerry Goes To School', in the centre of Workbook 4. Read the story to them, as they follow in their books. Learners show and 'read' their postcards made in Literacy Focus to the rest of the class.</p>

