













## THURSDAY

 <b>Arrival</b> 15-30 mins	<p>Welcome each learner. Remind them to wash their hands before morning circle.</p>
 <b>Health check</b>	
 <b>Morning Circle</b> 10-15 mins	<p>Learners sit in a circle. Using the Alphabet Poster, they say the alphabet. Ask learners to think of different sports and to point to the letter each begins with. Talk specifically about Javelin throwing and about Long Jump. Tell them that you are going to pretend to do these sports today and tomorrow during outdoor play.</p>
 <b>Work Time Activities</b> 30-35 mins	<div> <div> <p><b>Mathematics focus</b></p> <p>Learners complete page 41 in the Workbook. They trace the number and then colour in the correct number of items in each row.</p> </div> <div>  </div> <div> <p><b>Life Orientation /Creative focus</b></p> <p>Learners ice Marie biscuits with black and white icing to look like soccer balls.</p> </div> </div>
 <b>Small Group Time Activity</b> 10-15 mins	<p><b>Mathematics focus</b></p> <p>Count to ten in ones and twos. Let learners bounce balls as they count. Learners sit in a circle. Point to a learner and let the learner start counting from 1. The next learner says '2' and so on. The learner who has to say '10' is out. The next learner starts at 1 again. Continue until there are only two learners left and the one who has to say '10' is out and the winner is the one left. Introduce ordinal language. Talk about races. Ask learners where the winner comes (first). Where does the runner up come? (second). Continue until you have introduced the necessary vocabulary (up until seventh).</p>
 <b>Tidy-up time</b>	
 <b>Hand washing</b>	
 <b>Snack time</b>	
 <b>Music and Movement Ring</b>	<p>Learners the theme related song 'Can You Kick A Soccer Ball' on page 80 of this Teacher's Guide. You can also use the LEAP audio lesson Term 4-08 Sing along.</p>
 <b>Outdoor Play</b>	<p>Include the activity below as one of your daily outdoor activities.</p> <p>For this activity you need straws, modelling clay and a bucket. Learners sit around the bucket and try to throw the straws into the bucket. Let them add tiny clumps of modelling clay to their straws to see if it improves their accuracy.</p>
 <b>Story Time</b>	<p>Use the story from yesterday. Remind the learners what they said about the pictures. Then read the actual story to them.</p>