


# MONDAY

 **Arrival**  
15-30 mins

Welcome the learners.

Ask them if they enjoyed the weekend. Let them tell you something that they did. (If they would like to.) Ask parents if they could join the class for the Wednesday music and movement ring. Ask if they could bring some music and teach the learners a dance.

 **Health check**


 **Morning Circle**  
10-15 mins

Introduce the theme, 'Weather' which will be investigated over the next two weeks. Look at the Grade R kit Poster 9 called Weather and discuss the pictures with the learners.

(For help on using posters, refer to LSF, Using Posters).



Ask learners to talk about the different occasions they celebrate, e.g. birthdays, weddings, Eid, Diwali, Chanukah and Christmas. Let them say what they do at these celebrations and how celebrations make them feel.

 **Work Time Activities**  
45 mins

**Mathematics focus**

Learners make a Menorah. They will need a paper plate, glitter, glue and orange tissue paper. The fold a paper plate in half, make seven candles and glue them to the top of the half circle of the plate.

**Literacy focus**

Learners complete pages 42 and 43 in Workbook 4. Learners find the stickers and paste them in the correct place on these pages. Ask the questions on page 43.



 **Small Group Time Activity**  
10-15 mins

**Literacy focus**

Introduce the letter 'r'. Identify initial sounds (these are the sounds at the beginning of words). Be careful to say the letter's sound and not its name; for example, 'rr' not 'are'. The names of the letters are not taught at this stage. Learners will also sound out words into phonemes; for example, r-a-g.


Ask learners to say words beginning with 'r'. Draw pictures on the board.



Show the correct starting and ending points when writing the letter 'r'. Learners make the letter s on different textures with their fingers, e.g. the carpet, learners' backs, sandpaper.



(For tips on teaching phonics, refer LSF, Phonics).

 **Tidy-up time**

 **Hand washing**

 **Snack time**

 **Music and Movement Ring**

Introduce the theme related song 'Jingle Bells' to the learners on page 80 of this Teacher's Guide.

You can also use the LEAP audio lesson Term 4 - O9 Sing along. The song can be sung every day of the teaching week.

 **Outdoor Play**

Include the activity below as one of your daily outdoor activities.

Play 'Find the Star for the Christmas Tree'. Before this activity, hide some stars around the play area. Learners sit in a circle. On the word 'Go!' learners go and look for the stars. When they have found one, they return to the circle. Use skipping ropes or chalk to trace large letter 'Rs' on the outside paving. Indicate the starting and ending points for these. Learners walk the letter. They must note the dot is made last.

 **Story Time**

Read the Big Book 2 story 'Celebrations' on page 20. Begin by letting learners look at the pictures and saying what they see. Ask learners the following questions for each picture: Who can you see? Where is it happening? What time of year do you think it is? How can you tell? What are the children doing? How do they feel? Why do they feel like this? What do you think will happen next? In this way learners are building a story. (For help on using a Big Book, refer to LSF, Using The Big Book).