













# celebrations

## MONDAY

 <b>Arrival</b> 15-30 mins	Greet each learner and ask if they had a happy weekend. Ask if they celebrated anything over the weekend.		
 <b>Health check</b>			
 <b>Morning Circle</b> 10-15 mins	If possible have an old wedding dress and related items. Show these to the learners and ask them how they celebrate weddings in their culture. Talk about the ceremony, the clothing worn by the bride and groom, the food that is eaten and the gifts that are exchanged.		
 <b>Work Time Activities</b> 45 mins	<p><b>Literacy focus</b> Let learners thread elastic bands on a cardboard toilet roll inner.</p> 	<p><b>Literacy focus:</b> Learners make the letters they have learnt this year from modelling clay.</p>	
	<p><b>Creative focus (Part I)</b> Learners make a Christmas angel. Each learner will need a paper plate, crayons and cardboard. They trace two hands onto cardboard and cut them out. They draw a face and cut it out.</p>		
 <b>Small Group Time Activity</b> 10-15 mins	<p><b>Mathematics focus</b> Learners take turns to count to ten. (For help on counting with learners, refer LSF, Counting).</p>	<p>Give each learner a number from 1-5. When everyone has a number, they must take that amount of counters from a pile of counters. Learners say how many counters they have. They find a partner who has the number of counters needed to equal ten when added together with their own. Guide learners where necessary.</p>	<p>Let learners arrange toy animals from largest to smallest. Encourage mathematical language, e.g. largest, smallest, bigger, smaller.</p>
 <b>Tidy-up time</b>			
 <b>Hand washing</b>			
 <b>Snack time</b>			
 <b>Music and Movement Ring</b>	Introduce the theme related song 'My Family' to the learners on page 71 of this Teacher's Guide. You can also use the LEAP audio lesson Term 2-05 Sing along. The song can be sung every day of the teaching week.		
 <b>Outdoor Play</b>	Include the activity below as one of your daily outdoor activities. Provide props that are used in different celebrations, include items of clothing. Allow learners to dress up in clothes and play act different celebrations.		
 <b>Story Time</b>	Make a class book of Celebrations. Learners find pictures of celebrations and paste them on pieces of paper. Learners dictate a sentence for each page. Each learner can help to decorate the book. Read the book to the class. Keep the book in the reading centre for learners to access.		