














## TUESDAY

 <b>Arrival</b> 15-30 mins	Welcome each learner. Give each learner a coloured card. Ask them to put it into their locker and bring it to the Morning Circle.	
 <b>Health check</b>		
 <b>Morning Circle</b> 10-15 mins	If possible have a cardboard birthday cake or a wrapped up present. Light the candles on the cake and let learners sing Happy Birthday. Ask learners how they celebrate birthdays in their family. Discuss why this day is celebrated (what it means) and why gifts are exchanged.	
 <b>Work Time Activities</b> 45 mins	<b>Mathematics focus</b> Learners complete page 50 in the Workbook. They draw circles around the biggest and smallest animals in each row.	 <b>Creative focus (Part 2)</b> Learners make a Christmas angel. Learners colour in their paper plate and fold in the sides to form a 'v'. They glue the face and hands onto the plate.
 <b>Small Group Time Activity</b> 10-15 mins	<b>Literacy focus</b> The letter focus in this lesson is on the consonant 'r'. Be careful to say the letter's sound and not its name; for example, 'rr' not 'are'.	<p>Ask learners to stand if they have an 'r' in their name. These learners will show their name tags to the other learners and point out the 'r'.</p>  <p>Talk about the pictures of page 49 of Workbook 4. Learners read the pictures and labels from top to bottom and left to right. They can then trace the letters with their fingers and then a crayon. Learners find and circle the pictures that begin with 'r'.</p>
 <b>Tidy-up time</b>		
 <b>Hand washing</b>		
 <b>Snack time</b>		
 <b>Music and Movement Ring</b>	Sing the song 'Happy Birthday'. Have a box wrapped as a birthday present. Let learners pass the box around the circle and pretend to open it. Let them describe what they think they will find inside the present.	
 <b>Outdoor Play</b>	Include the activity below as one of your daily outdoor activities. Lay large coloured shapes on the ground. One by one, learners follow an instruction, e.g. 'Throw your bean bag onto the red square'.	
 <b>Story Time</b>	Learners 'read' a book of their choice from the book area in the classroom. Ask them to choose a suitable place outside to sit and 'read' their book.	

