



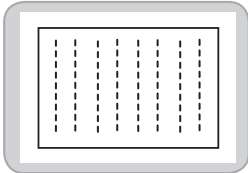

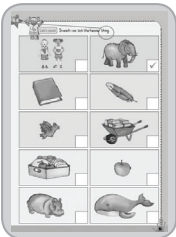








# celebrations

## WEDNESDAY

 <b>Arrival</b> 15-30 mins	Welcome each learner. Ask them to walk around the classroom and see if there are any toys/other objects lying on the floor which may cause someone to get hurt. They should pick them up and put them where they belong.		
 <b>Health check</b>			
 <b>Morning Circle</b> 10-15 mins	Talk about all the different kinds of lights used in celebrations. Candles are used in weddings, birthdays and baptisms. Fairy lights are used at Christmas. Lanterns are used during Ramadan, Diwali and Chinese New Year. Fireworks are also used at celebrations. Discuss why they think light is important in celebrations.		
 <b>Work Time Activities</b> 45 mins	<b>Creative focus</b> Learners make Ramadan lanterns. They will need a sheet of paper marked with cutting lines and sticky stars to decorate it with.	They fold the paper in half horizontally and then cut along the dotted lines. They stick stars on the strips and glue the two open ends.	<b>Literacy focus</b> Prepare picture cards and labels. Learners must match the labels and words.
			
 <b>Small Group Time Activity</b> 10-15 mins	<b>Mathematics focus</b> Give learners different items of different weights. Learners work with a partner and compare the weights of their objects. Learners switch pairs and repeat the activity. Learners complete page 51 in the Workbook. They talk about which object in each row is heavier. (For tips on measurement, refer LSF, Measurement).		
 <b>Tidy-up time</b>			
 <b>Hand washing</b>			
 <b>Snack time</b>			
 <b>Music and Movement Ring</b>	Begin the ring by singing a favourite song. Give each learner a card with a shape on it. Put on music and let the learners dance. When the music stops, they must find learners with the same shape and they sit down together. The last group to sit down are out of the game.		
 <b>Outdoor Play</b>	Include the activity below as one of your daily outdoor activities. Create an outdoor obstacle course using benches, ropes, tyres, boxes etc. Learners can have fun working their way through it.		
 <b>Story Time</b>	Select a story on any appropriate topic. Tell the learners that they are going to help you to add details to the story. Give the learners the details that you want them to add to the story. These details can be adding adjectives, like colours or size or feelings, etc. Guide the learners to add these details at appropriate points in the story.		