



EGD Grade 10, 11 & 12

EGD Drawing Equipment

Developed by: PC Viljoen
Senior Educational Specialist for
Engineering Graphics and Design
Free State Province



education


Department of
Education
FREE STATE PROVINCE

EGD Drawing Equipment

- The following items are **compulsory** when taking EGD as a subject

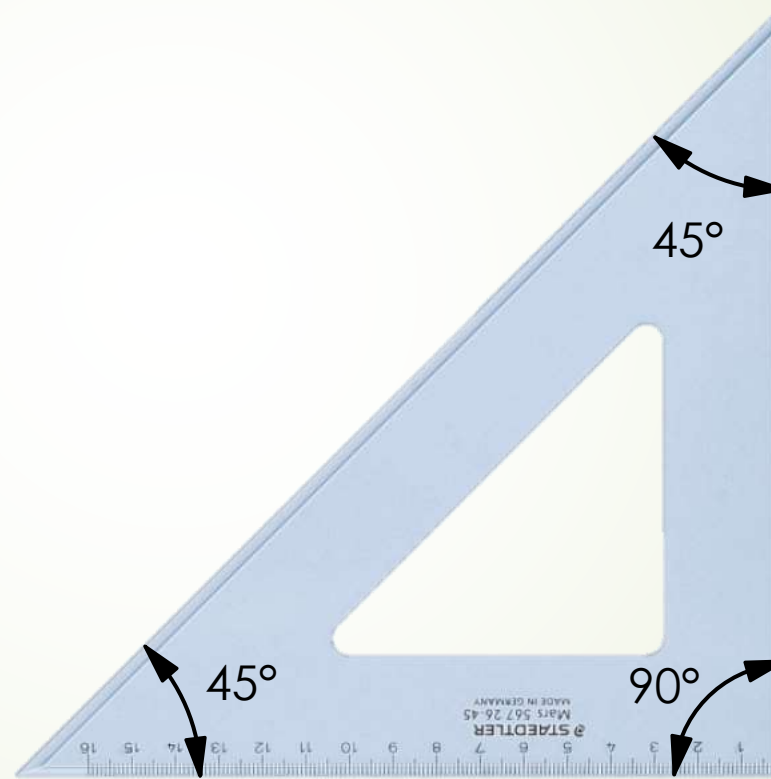
EGD Drawing Equipment

➤ A3 Drawing Board




EGD Drawing Equipment

- ▶ 45° drawing set square



EGD Drawing Equipment

- 30°/60° drawing set square



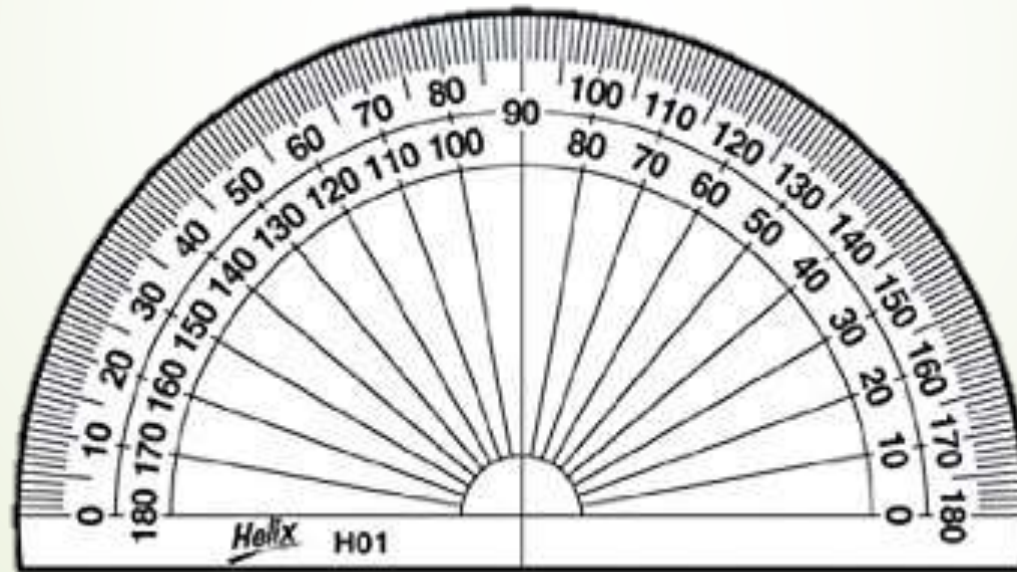
EGD Drawing Equipment

- A ruler of at least 30cm



EGD Drawing Equipment

- A protractor




EGD Drawing Equipment

- A soft eraser



EGD Drawing Equipment

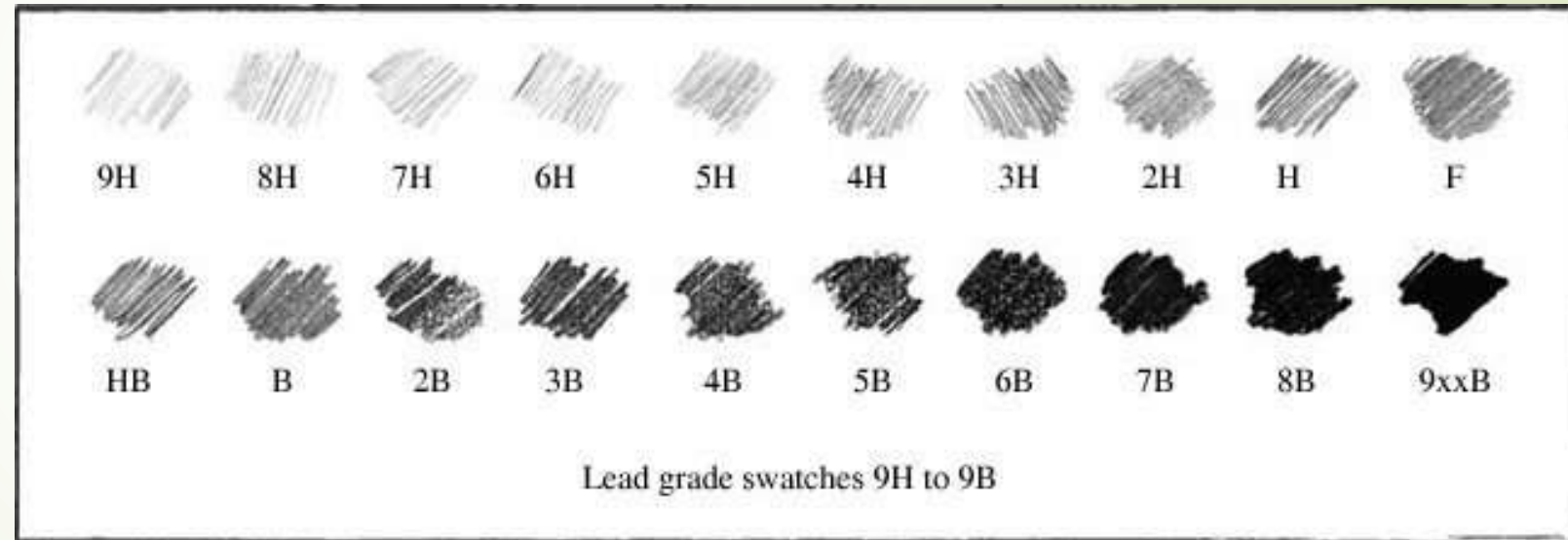
- ➔ 0,3 or 0,35 or 0,5 mechanical pencil



EGD Drawing Equipment

- 0,3 or 0,35 or 0,5 mechanical pencil lead

**SUPER-POLYMER
LEADS**




education

Department of
Education
FREE STATE PROVINCE


EGD Drawing Equipment

- Drawing compass preferably with
 - A spring-loaded adjustment wheel
 - a handle to use on top of the compass



EGD Drawing Equipment

➤ A divider



EGD Drawing Equipment

- 2 portfolio files
- Dividers (13 chapters)

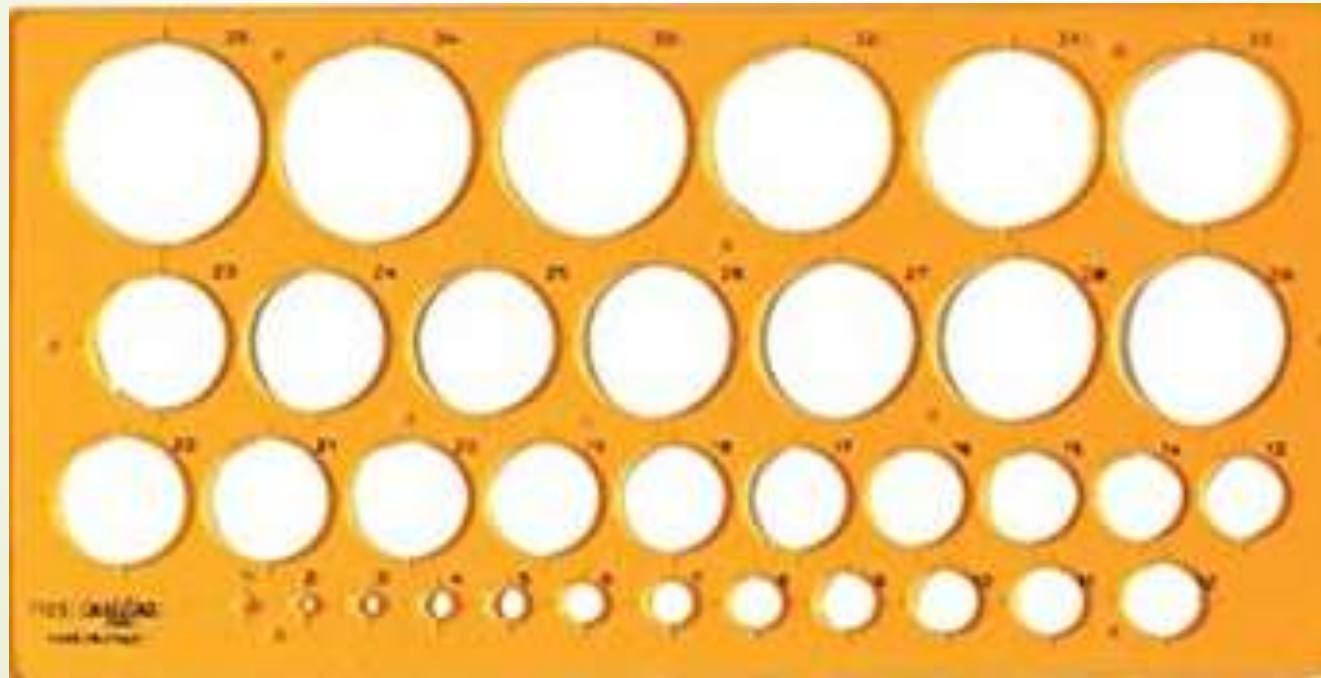


EGD Drawing Equipment

- The following items are **additional drawing equipment** to help the learner to work faster and more effective

EGD Drawing Equipment

- Circle stencil




EGD Drawing Equipment

- Bolt and Nut stencil




EGD Drawing Equipment

- French drawing curves



EGD Drawing Equipment

Eraser Shield



EGD Drawing Equipment

- A3 drawing board bag

