

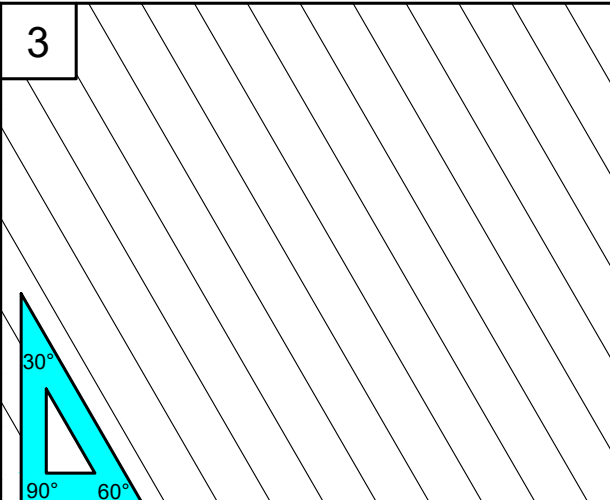
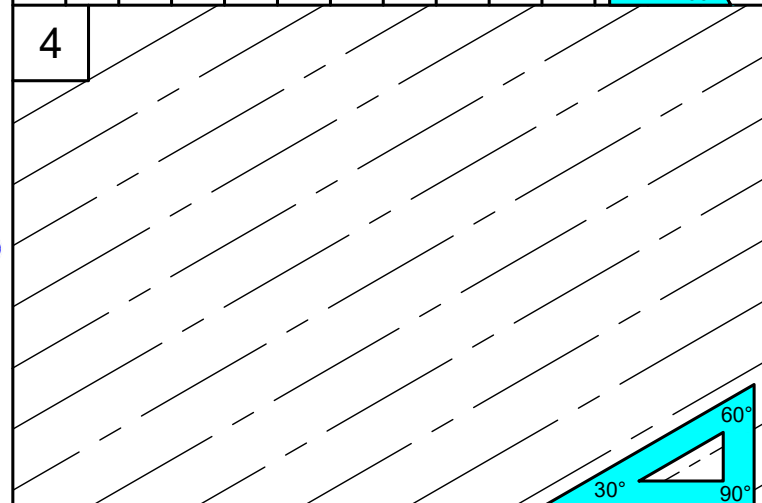



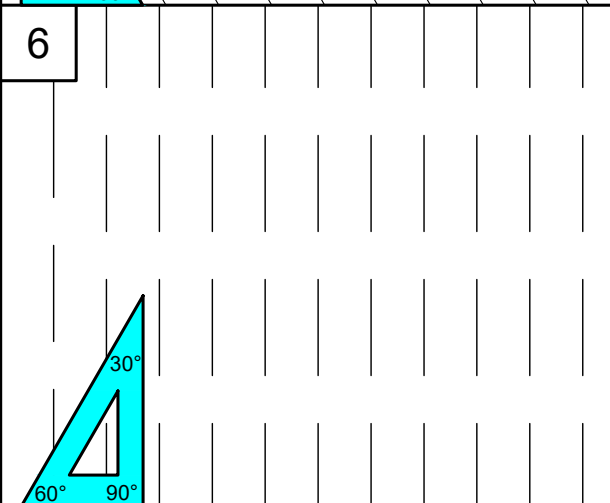
1 

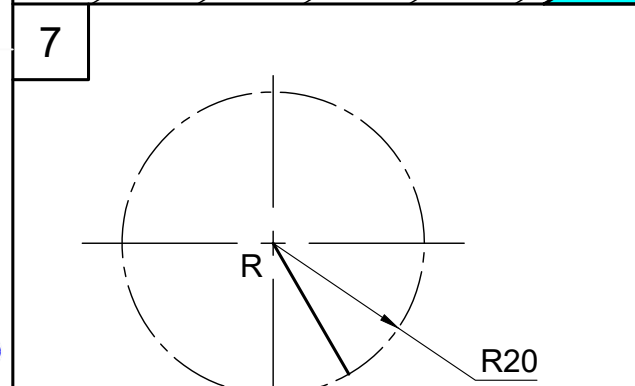
2 


3 

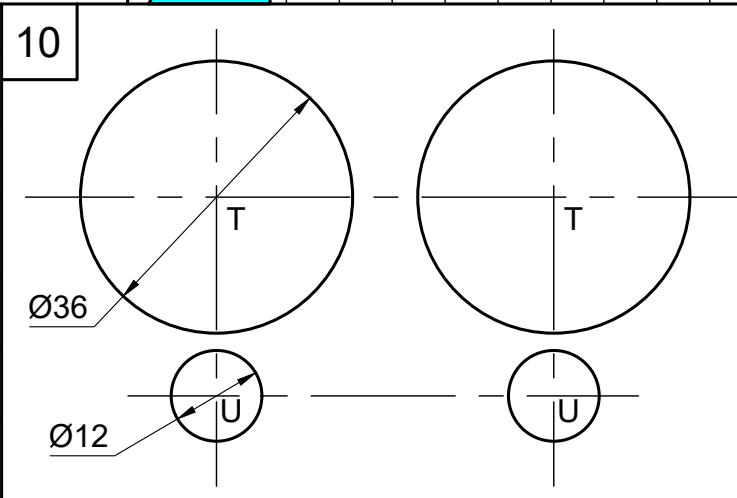
4 

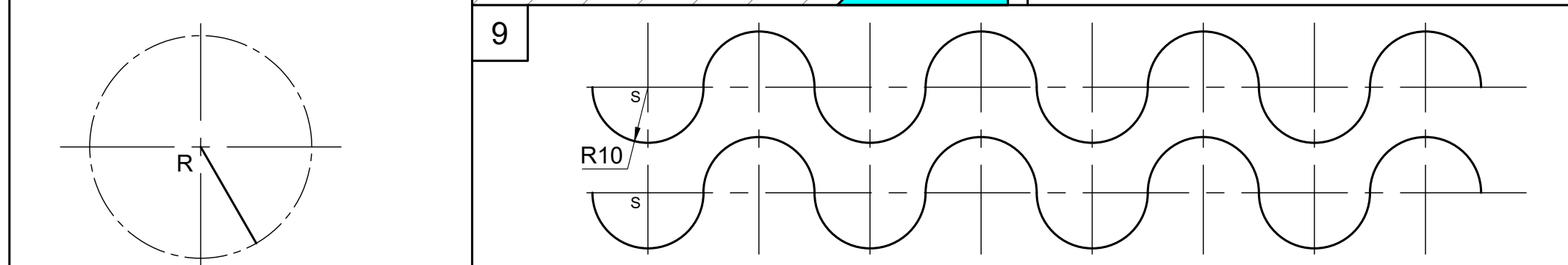
5 

6 

7 

8 

10 

9 

11 **ABCDEFGHIJKLMN OPQRSTUVWXYZ 0123456789**
ABCDEFGHIJKLMN OPQRSTUVWXYZ 0123456789



Question: In the space provided, draw 7 mm apart, the relevant SANS (SABS) 10111 & 10143 line type according to the corresponding numbered question

LINE TYPE	LINE DESCRIPTION
A-TYPE LINE	1: Vertical (90°) dark continuous line
	2: Horizontal (0°) dark chain line
B-TYPE LINE	3: At 60° medium continuous line
	4: At 30° medium chain line
	5: Horizontal (0°) short broken (dash)-line
	6: Vertical (90°) long broken (dash)-line
	7: Copy the circle indicating the movement of a crank showing a medium double-dash chain line
C-TYPE LINE	8: At 45° light continuous line
A-TYPE LINE	9: Copy the given dark continuous half-circle pattern from point S
	10: Copy the given dark continuous circles at T and U
ALPHABET & NUMBERS	11: Copy the given alphabet and numbers between 4 mm guidelines

ASSESSMENT CRITERIA				
CORRECTNESS OF THE DRAWING				
DESCRIPTION	GENERAL INDICATORS	%	MARK	MARK
OUTSTANDING	ERROR FREE	100%	7	
MERITORIOUS (VERY GOOD)	FEW ERRORS	80%	6	
SUBSTANTIAL (GOOD)		70%	5	
ADEQUATE (SATISFACTORY)	SOME ERRORS	>50%	4	
MODERATE (ACCEPTABLE)		<50%	3	
ELEMENTARY (UNACCEPTABLE)	MANY ERRORS	33%	2	
NOT ACHIEVED (VERY BAD)	COMPLETELY WRONG	<25%	1	
NON-COMPLIANCE	NO WORK SUBMITTED	0	0	
+				
QUALITY & NEATNESS				
OUTSTANDING (VERY GOOD)	VERY EASY TO READ	80%	3	
ADEQUATE (SATISFACTORY)	COULD DO BETTER	60%	2	
NOT ACHIEVED (UNACCEPTABLE)	DIFFICULT TO READ	<50%	1	
NON-COMPLIANCE	NO WORK SUBMITTED	0	0	
TOTAL			10	

LINE QUALITIES	ESTIMATED TIME FOR COMPLETION	30 MIN	GRADE 10	NAME & SURNAME	MEMORANDUM	TASK	PAGE
	YOUR TIME OF COMPLETION	MIN				1.3	3