



EGD Grade 10

Geometric Constructions

Draw a circumscribed circle

Developed by: PC Viljoen
Senior Educational Specialist for
Engineering Graphics and Design
Free State Province



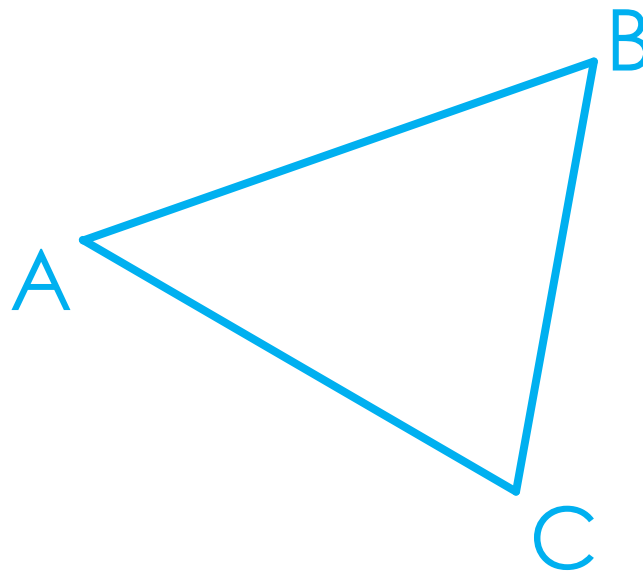
education

Department of
Education
FREE STATE PROVINCE

Geometric Constructions

Question

- By means of construction, draw an external circle around triangle ABC intersecting AB & C



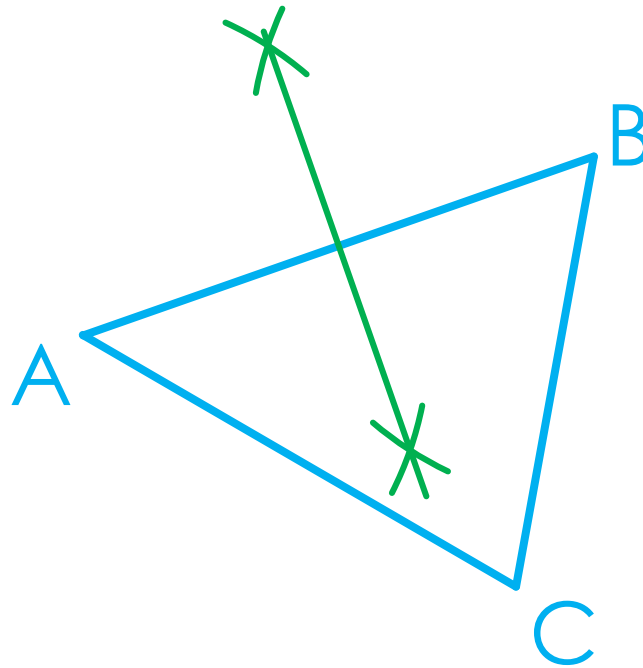
education

Department of
Education
FREE STATE PROVINCE

Geometric Constructions

Step 1

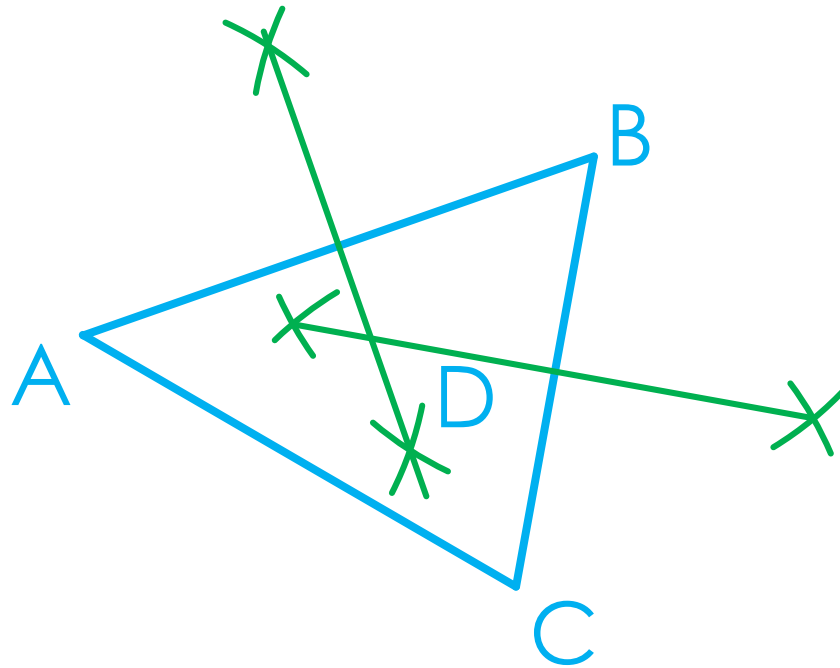
- **Question:** Draw an external circle around triangle ABC intersecting AB & C
- Find the bisecting point of line segment AB.



Geometric Constructions

Step 2

- **Question:** Draw an external circle around triangle ABC intersecting AB & C
- Find the bisecting point of line segment BC to determine intersection point at D.



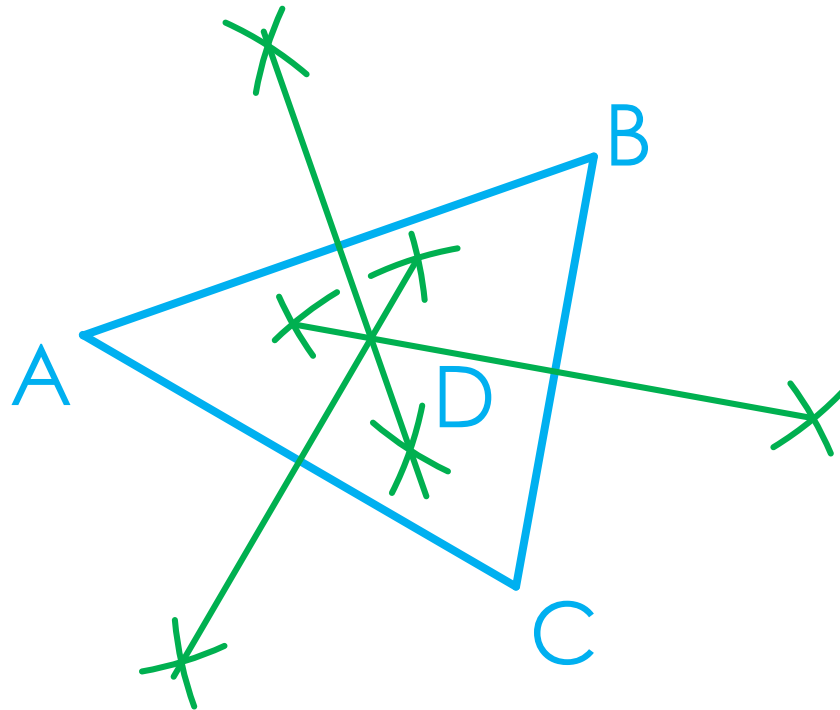
education

Department of
Education
FREE STATE PROVINCE

Geometric Constructions

Step 3

- **Question:** Draw an external circle around triangle ABC intersecting AB & C
- The bisecting point of line segment AC should also intersect at D if you worked accurately .



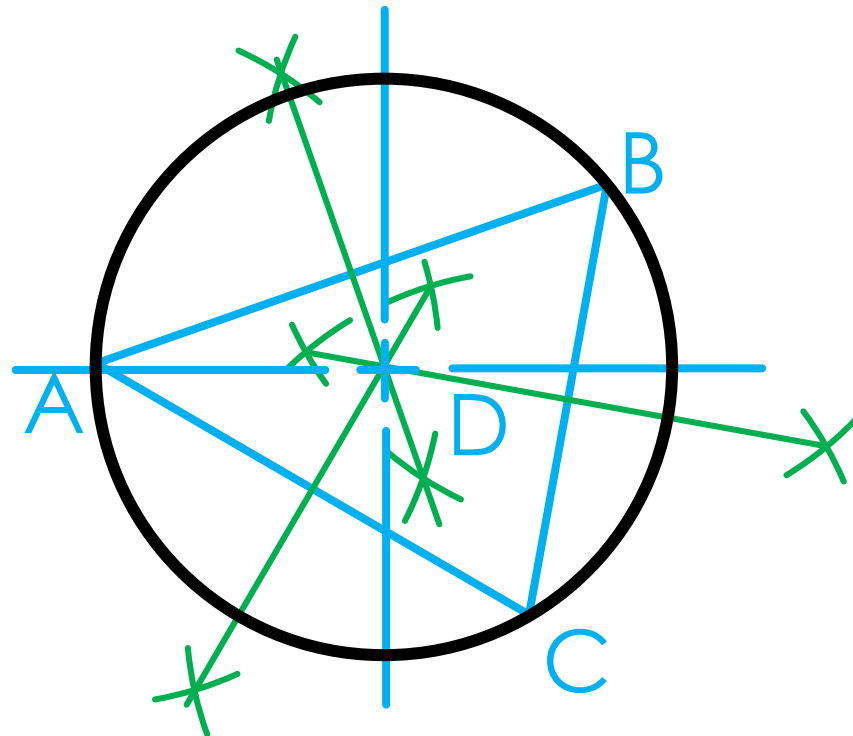
education

Department of
Education
FREE STATE PROVINCE

Geometric Constructions

Step 4

- **Question:** Draw an external circle around triangle ABC intersecting AB & C
- Use Centre point D to draw the circle including A, B & C.



Geometric Constructions

Task 1.7.3

- On the prepared A3 drawing sheet (Task 1.7.2), draw an irregular triangle with points A, B & C ± 50 mm apart from each other.
- **Question:** Draw a circumscribe circle intersecting the three given points.
- Show all construction lines.
- Name this task 1.7.3

