

QUESTION 3: PERSPECTIVE

Given:

Three views of a block with the information needed to draw a one-point perspective drawing. The front view is not drawn to the correct position for the final completion of the drawing.

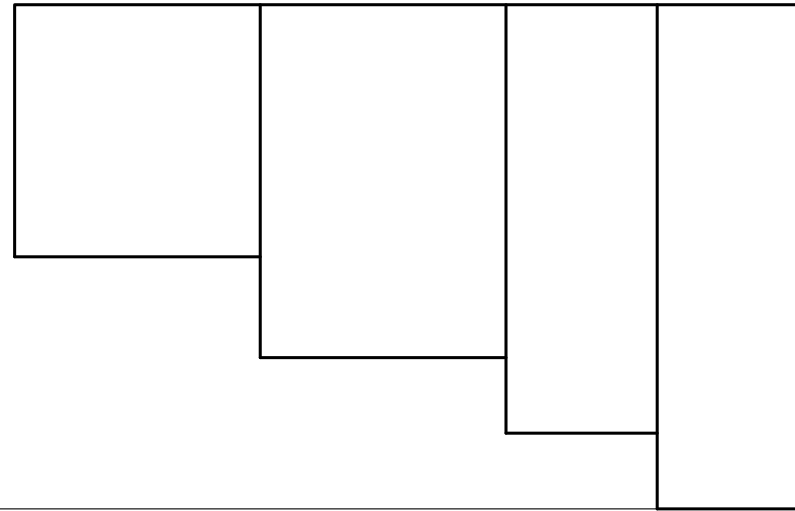
The explanation for the abbreviations are as follow:

- PP - Picture plane
- HL - Horizon line
- GL - Ground Line
- SP - Station point

Instructions:

- Use the given information and draw a one-point-perspective drawing.
- Determine and label the vanishing point.
- Show all construction lines.
- No hidden detail is required.
- Marks will be deducted for inaccuracy and untidiness. **[16]**

ASSESSMENT CRITERIA			
1	CONSTRUCTION	4	
2	BLOCK	12	
PENALTIES (-)			
TOTAL		16	

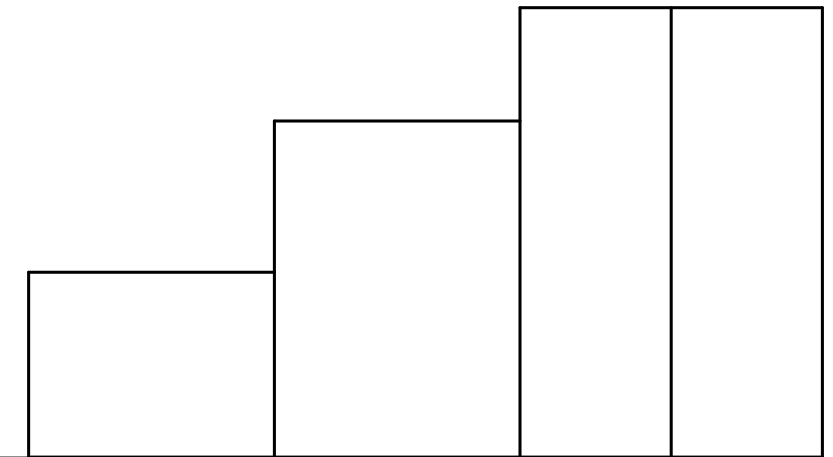
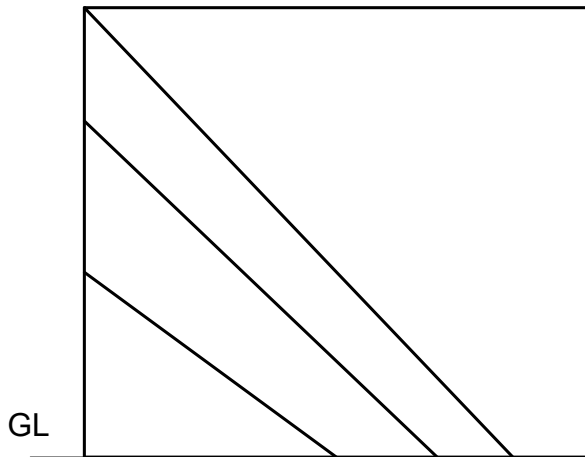


PP

PP

HL

HL



⊕_{SP}



ONE-POINT-PERSPECTIVE

ESTIMATED TIME FOR COMPLETION

25 MIN

GRADE

10

NAME & SURNAME

TASK
12.6

PAGE
4.6

YOUR TIME OF COMPLETION

MIN