



Projection symbol

First or Third Angle Orthographic Projections

Developed by: PC Viljoen
Senior Educational Specialist for
Engineering Graphics and Design
Free State Province

The difference in symbols
between


**First Angle Orthographic
Projections (F.A.O.P.)**

&


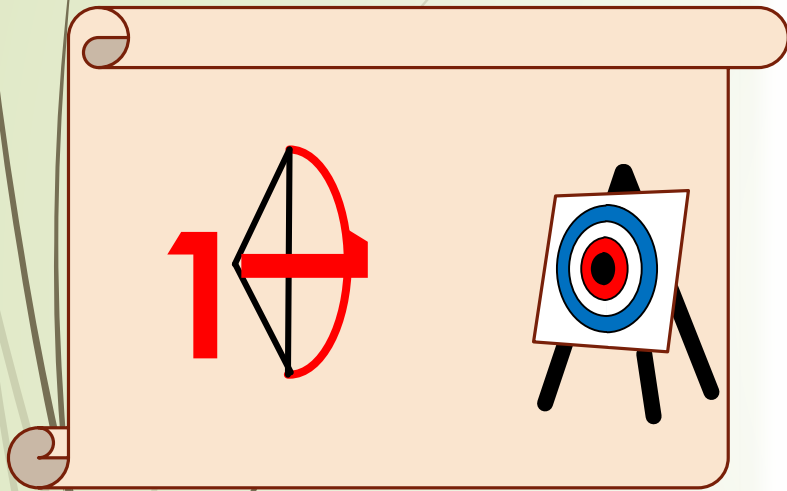
**Third Angle Orthographic
Projections (T.A.O.P.)**

Projection symbol for First or Third Angle Orthographic Projections

- ➔ The symbol indicating what view the drawing has been drawn in will be represented by a cone.

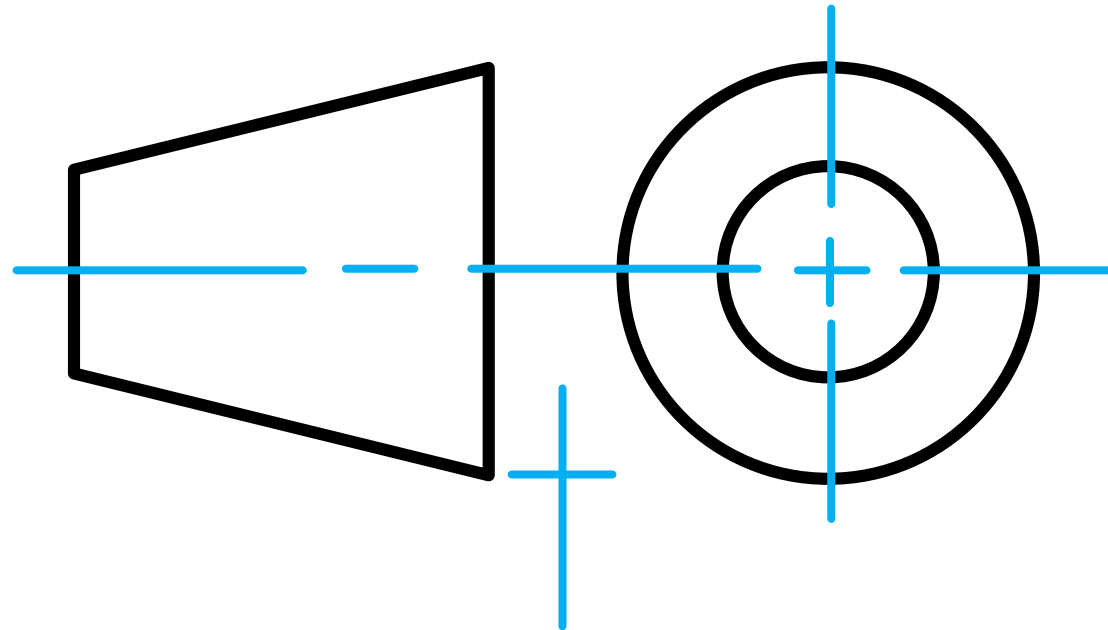


Projection symbol for First Angle Orthographic Projections



Front view

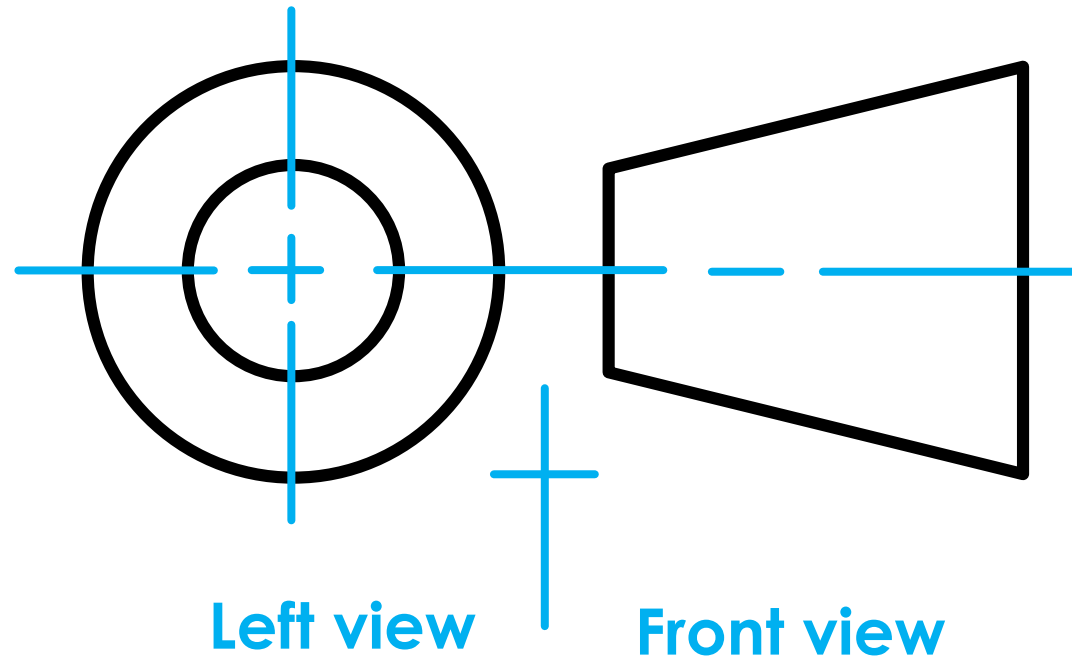

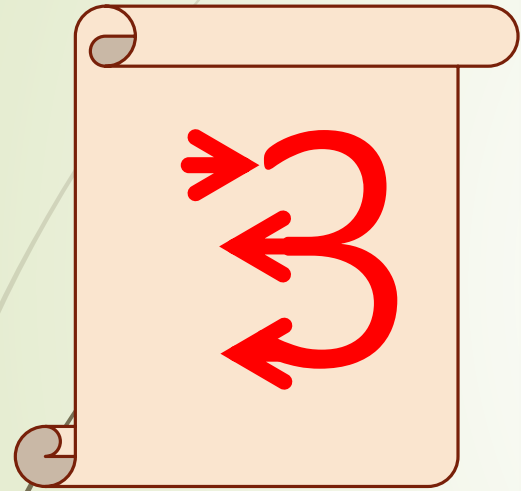
Left view



First Angle Orthographic Projections (F.A.O.P.)

- All work on Paper 1 will normally be in F.A.O.P unless otherwise stated:
 - Civil analytical drawings
 - Solid Geometry
 - Interpenetrations
 - Transition pieces
 - Civil drawings

Projection symbol for Third Angle Orthographic Projections



Third Angle Orthographic Projections (T.A.O.P.)

- All work on Paper 2 will normally be in T.A.O.P unless otherwise stated:
 - Mechanical analytical drawings
 - Isometric drawings
 - Mechanical work drawings