



EGD Grade 10 – 12

CIVIL DRAWINGS

Developed by: PC Viljoen
Senior Educational Specialist for
Engineering Graphics and Design
Free State Province

A CIVIL TITLE BLOCK

- ▶ Title block will be placed normally
 - ▶ to the right of the drawing
 - ▶ 100mm in width



100

The diagram shows a large rectangular frame representing a drawing area. To its right is a vertical rectangular title block. A blue double-headed arrow at the bottom of the title block indicates its width, which is labeled as 100.

A CIVIL TITLE BLOCK

- Notes describe in full sentences ...
 - Surface area of dwelling
 - The different materials of windows, doors, etc.
 - Roof type,
 - Dimensioning detail
 - Spacing of trusses,
 - Windows to be used,
 - Guttering,
 - Fascia board.

Notes:

1. All windows should be steel.
2. Roof coverage should be tiles
3. All dimensions not shown should be consulted with architect
4. Etc.

A CIVIL TITLE BLOCK

► Copyright stamp:

- Describe the name of the architectural company or engineering company on this drawing.
- The legal rights of the above mentioned owners.

Notes:

1. All windows should be steel.
2. Roof coverage should be tiles
3. All dimensions not shown should be consulted with architect
4. Etc.

Copyright stamp:

Blackey Swart
&
Whitey Whitehead
Architects Ltd
P.O Box 1001
Zebra View Valley
2001

Blackey Swart
&
Whitey Whitehead
Architects Ltd
P.O Box 1001
Zebra View Valley
2001

A CIVIL TITLE BLOCK

- Date print issued...
 - Indicate the date of print.

Notes:

1. All windows should be steel.
2. Roof coverage should be tiles
3. All dimensions not shown should be consulted with architect
4. Etc.

Copyright stamp:

Blackey Swart
&
Whitey Whitehead
Architects Ltd
P.O Box 1001
Zebra View Valley
2001

Date print issued:

2016-02-25

A CIVIL TITLE BLOCK

- Architect/ Engineer/ Planner...
- Name of person responsible for this drawing.

Notes:

1. All windows should be steel.
2. Roof coverage should be tiles
3. All dimensions not shown should be consulted with architect
4. Etc.

Copyright stamp:

Blackey Swart
&
Whitey Whitehead
Architects Ltd
P.O Box 1001
Zebra View Valley
2001

Date print issued:

2016-02-25

Architect/ Engineer/ Planner

J Smuts

A CIVIL TITLE BLOCK

► Project...

► Shows all information of the project

Notes:

1. All windows should be steel.
2. Roof coverage should be tiles
3. All dimensions not shown should be consulted with architect
4. Etc.

Copyright stamp:

Blackey Swart
&
Whitey Whitehead
Architects Ltd
P.O Box 1001
Zebra View Valley
2001

Date print issued:

2016-02-25

Architect/ Engineer/ Planner

J Smuts

Project

A CIVIL TITLE BLOCK

► Project Title...

► Supply the origin of this project.

► Supply the owner`s detail

Notes:

1. All windows should be steel.
2. Roof coverage should be tiles
3. All dimensions not shown should be consulted with architect
4. Etc.

Copyright stamp:

Blackey Swart
&
Whitey Whitehead
Architects Ltd
P.O Box 1001
Zebra View Valley
2001

Date print issued:

2016-02-25

Architect/ Engineer/ Planner

J Smuts

Project

Project Title:

Rural Health Development

A CIVIL TITLE BLOCK

- Drawing Title...
 - Give the name of this project.
 - Also refer to
 - the site number
 - Street name

Notes:

1. All windows should be steel.
2. Roof coverage should be tiles
3. All dimensions not shown should be consulted with architect
4. Etc.

Copyright stamp:

Blackey Swart
&
Whitey Whitehead
Architects Ltd
P.O Box 1001
Zebra View Valley
2001

Date print issued:

2016-02-25

Architect/ Engineer/ Planner

J Smuts

Project

Project Title:

Rural Health Development

Drawing Title:

Zebra Health Clinic

A CIVIL TITLE BLOCK

► Project Number...

► Supply the number of this project

Notes:

1. All windows should be steel.
2. Roof coverage should be tiles
3. All dimensions not shown should be consulted with architect
4. Etc.

Copyright stamp:

Blackey Swart
&
Whitey Whitehead
Architects Ltd
P.O Box 1001
Zebra View Valley
2001

Date print issued:

2016-02-25

Architect/ Engineer/ Planner

J Smuts

Project

Project Title:

Rural Health Development

Drawing Title:

Zebra Health Clinic

Project No:

DoH 071

A CIVIL TITLE BLOCK

- ▶ Code reference...
 - ▶ Explains the code been used at Project Number

Notes:

1. All windows should be steel.
2. Roof coverage should be tiles
3. All dimensions not shown should be consulted with architect
4. Etc.

Copyright stamp:

Blackey Swart
&
Whitey Whitehead
Architects Ltd
P.O Box 1001
Zebra View Valley
2001

Date print issued:

2016-02-25

Architect/ Engineer/ Planner

J Smuts

Project

Project Title:

Rural Health Development

Drawing Title:

Zebra Health Clinic

Project No:

DoH 071

Code ref.

Dep. of Health

A CIVIL TITLE BLOCK

- Drawing number...
 - Refer to how many times this drawing was redrawn because of mistakes or deviations.
 - 5 indicate it is the fifth time it has been revised.

Notes:

1. All windows should be steel.
2. Roof coverage should be tiles
3. All dimensions not shown should be consulted with architect
4. Etc.

Copyright stamp:

Blackey Swart
&
Whitey Whitehead
Architects Ltd
P.O Box 1001
Zebra View Valley
2001

Date print issued:

2016-02-25

Architect/ Engineer/ Planner

J Smuts

Project

Project Title:

Rural Health Development

Drawing Title:

Zebra Health Clinic

Project No:

DoH 071

Drawing No:

5

Code ref.

Dep. of Health

5

A CIVIL TITLE BLOCK

- Scale...
- Refer to the scale of the drawing

Notes:

1. All windows should be steel.
2. Roof coverage should be tiles
3. All dimensions not shown should be consulted with architect
4. Etc.

Copyright stamp:

Blackey Swart
&
Whitey Whitehead
Architects Ltd
P.O Box 1001
Zebra View Valley
2001

Date print issued:

2016-02-25

Architect/ Engineer/ Planner

J Smuts

Project

Project Title:

Rural Health Development

Drawing Title:

Zebra Health Clinic

Project No:

DoH 071

Drawing No:

Code ref.

Dep. of Health

5

Scale

1:200

A CIVIL TITLE BLOCK

► Date...

► Refer to the date of completion of the drawing

Notes:

1. All windows should be steel.
2. Roof coverage should be tiles
3. All dimensions not shown should be consulted with architect
4. Etc.

Copyright stamp:

Blackey Swart
&
Whitey Whitehead
Architects Ltd
P.O Box 1001
Zebra View Valley
2001

Date print issued:

2016-02-25

Architect/ Engineer/ Planner

J Smuts

Project

Project Title:

Rural Health Development

Drawing Title:

Zebra Health Clinic

Project No:

DoH 071

Drawing No:

5

Code ref.

Dep. of Health

Scale

1:200

Date

2016/02/28

A CIVIL TITLE BLOCK

- Drawn...
- Refer to the person responsible for the drawing

Notes:

1. All windows should be steel.
2. Roof coverage should be tiles
3. All dimensions not shown should be consulted with architect
4. Etc.

Copyright stamp:

Blackey Swart
&
Whitey Whitehead
Architects Ltd
P.O Box 1001
Zebra View Valley
2001

Date print issued:

2016-02-25

Architect/ Engineer/ Planner

J Smuts

Project

Project Title:

Rural Health Development

Drawing Title:

Zebra Health Clinic

Project No:

DoH 071

Drawing No:

5

Code ref.

Dep. of Health

5

Scale

1:200

Date

2016/02/28

Drawn

V Mabe

A CIVIL TITLE BLOCK

- Checked...
 - Refer to the person who checked the drawing

Notes:

1. All windows should be steel.
2. Roof coverage should be tiles
3. All dimensions not shown should be consulted with architect
4. Etc.

Copyright stamp:

Blackey Swart
&
Whitey Whitehead
Architects Ltd
P.O Box 1001
Zebra View Valley
2001

Date print issued:

2016-02-25

Architect/ Engineer/ Planner

J Smuts

Project

Project Title:

Rural Health Development

Drawing Title:

Zebra Health Clinic

Project No:

DoH 071

Drawing No:

Code ref.

Dep. of Health

5

Scale

1:200

Date

2016/02/28

Drawn


V Mabe

Checked

P Nomo

A CIVIL TITLE BLOCK

- ▶ A north point, as shown below, must appear on every plan positioned in the bottom right-hand corner of the sheet adjacent to the title panel..



Notes:

1. All windows should be steel.
2. Roof coverage should be files
3. All dimensions not shown should be consulted with architect
4. Etc.

Copyright stamp:

Blackey Swart
&
Whitey Whitehead
Architects Ltd
P.O Box 1001
Zebra View Valley
2001

Date print issued:

2016-02-25

Architect/ Engineer/ Planner

J Smuts

Project

Project Title:

Rural Health Development

Drawing Title:

Zebra Health Clinic

Project No:

DoH 071

Drawing No:

Code ref.

Dep. of Health

5

Scale

1:200

Date

2016/02/28

Drawn


V Mabe

Checked

P Nomo

A CIVIL TITLE BLOCK


- ▶ Whenever practicable, so orient the drawing that this points to the top or left of the drawing.



Notes:

1. All windows should be steel.
2. Roof coverage should be tiles
3. All dimensions not shown should be consulted with architect
4. Etc.

Copyright stamp:



Date print issued:

2016-02-25

Architect/ Engineer/ Planner

J Smuts

Project

Project Title:

Rural Health Development

Drawing Title:

Zebra Health Clinic

Project No:

DoH 071

Drawing No:

5

Code ref.

Dep. of Health

5

5

5

5

5

Scale

1:200

Date

2016/02/28

Drawn


V Mabe

Checked

P Nomo

A CIVIL TITLE BLOCK

- Draw all plans in the project, including the site plan, using the same orientation for each.



Notes:

1. All windows should be steel.
2. Roof coverage should be files
3. All dimensions not shown should be consulted with architect
4. Etc.

Copyright stamp:



Date print issued:

2016-02-25

Architect/ Engineer/ Planner

J Smuts

Project

Project Title:

Rural Health Development

Drawing Title:

Zebra Health Clinic

Project No:

DoH 071

Drawing No:

Code ref.

Dep. of Health

5

Scale

1:200

Date

2016/02/28

Drawn

V Mabe

Checked

P Nomo

Gothic Printing

- ▶ The style of lettering that is used in all disciplines of engineering drawings should be done according to the SANS Codes of Practice
 - ▶ **SANS 10111** for Engineering drawings
 - ▶ **SANS 10134** for building drawings

Gothic Printing

A B C D E F G H I J K L

M N O P Q R S T U V W

X Y Z

0 1 2 3 4 5 6 7 8 9

Gothic Printing

ALWAYS DRAW

GUIDELINES BEFORE

YOU START WITH

ANNOTATION

Gothic Printing

ALWAYS USE UPPER

CASE ANNOTATION

UNLES OTHERWISE

STATED

Gothic Printing

