

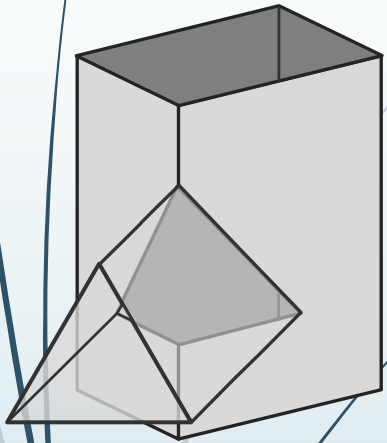
# EGD Grade 11

## Interpenetrations

Developed by: PC Viljoen  
Senior Educational Specialist for  
Engineering Graphics and Design

Free State Province

# Interpenetrations



## Question 2: Interpenetration

### Given:

\* The incomplete front view and top view of an equilateral triangular prism that has to fit around a square prism. The axes of both prisms lie in a common vertical plane

\* An auxiliary view of the triangular prism

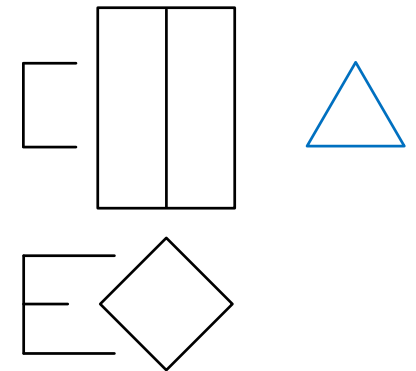
### Instructions:

Draw, to scale 1:1, the following:

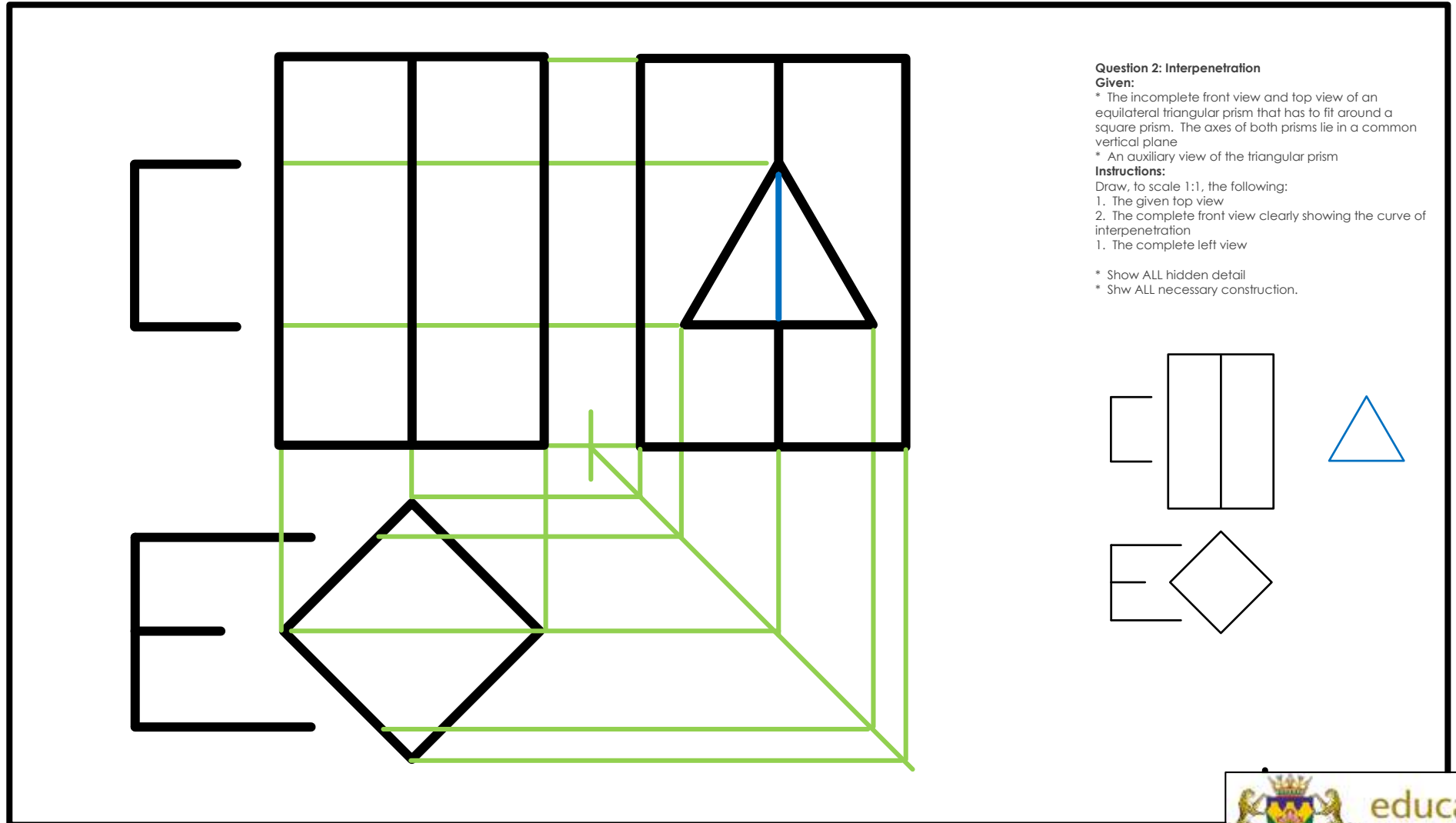
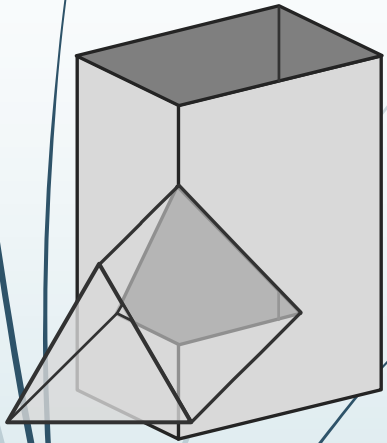
1. The given top view
2. The complete front view clearly showing the curve of interpenetration
1. The complete left view

\* Show ALL hidden detail

\* Show ALL necessary construction.



# Interpenetrations



## Question 2: Interpenetration

### Given:

\* The incomplete front view and top view of an equilateral triangular prism that has to fit around a square prism. The axes of both prisms lie in a common vertical plane

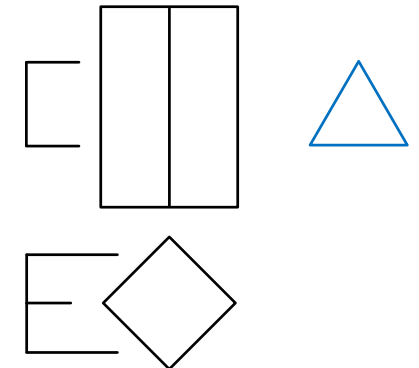
\* An auxiliary view of the triangular prism

### Instructions:

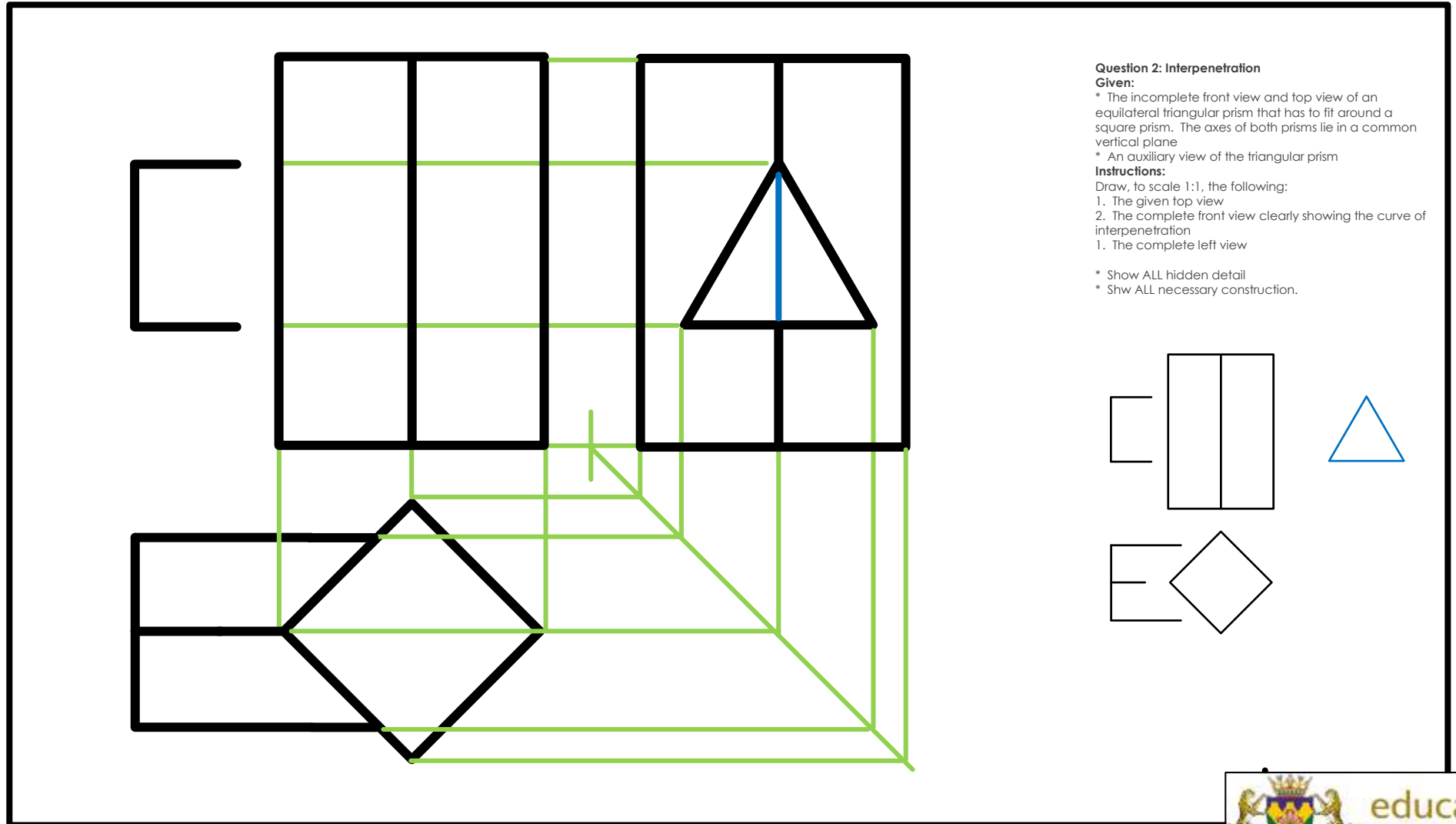
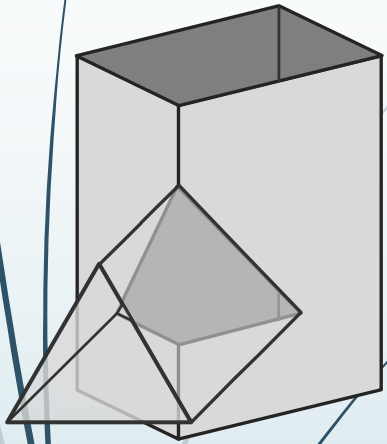
Draw, to scale 1:1, the following:

1. The given top view
2. The complete front view clearly showing the curve of interpenetration
1. The complete left view

- \* Show ALL hidden detail
- \* Show ALL necessary construction.



# Interpenetrations



## Question 2: Interpenetration

### Given:

\* The incomplete front view and top view of an equilateral triangular prism that has to fit around a square prism. The axes of both prisms lie in a common vertical plane

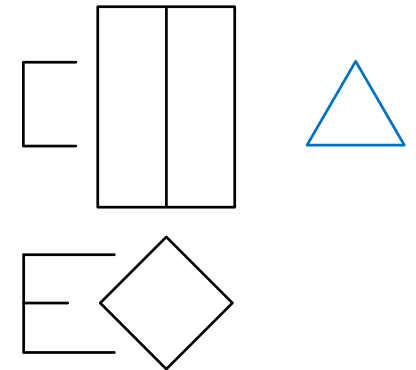
\* An auxiliary view of the triangular prism

### Instructions:

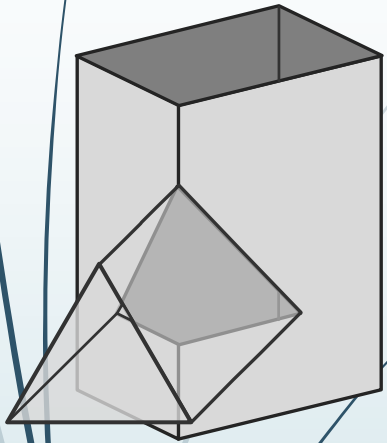
Draw, to scale 1:1, the following:

1. The given top view
2. The complete front view clearly showing the curve of interpenetration
1. The complete left view

- \* Show ALL hidden detail
- \* Show ALL necessary construction.



# Interpenetrations



**Question 2: Interpenetration**

**Given:**

- \* The incomplete front view and top view of an equilateral triangular prism that has to fit around a square prism. The axes of both prisms lie in a common vertical plane
- \* An auxiliary view of the triangular prism

**Instructions:**

Draw, to scale 1:1, the following:

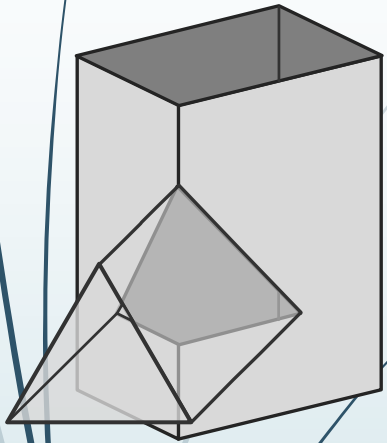
1. The given top view
2. The complete front view clearly showing the curve of interpenetration

1. The complete left view

- \* Show ALL hidden detail
- \* Show ALL necessary construction.



# Interpenetrations



**Question 2: Interpenetration**

**Given:**

- \* The incomplete front view and top view of an equilateral triangular prism that has to fit around a square prism. The axes of both prisms lie in a common vertical plane
- \* An auxiliary view of the triangular prism

**Instructions:**

Draw, to scale 1:1, the following:

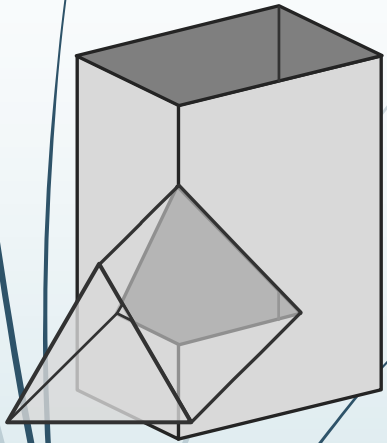
1. The given top view
2. The complete front view clearly showing the curve of interpenetration

1. The complete left view

- \* Show ALL hidden detail
- \* Show ALL necessary construction.



# Interpenetrations



**Question 2: Interpenetration**  
**Given:**  
 \* The incomplete front view and top view of an equilateral triangular prism that has to fit around a square prism. The axes of both prisms lie in a common vertical plane  
 \* An auxiliary view of the triangular prism  
**Instructions:**  
 Draw, to scale 1:1, the following:  
 1. The given top view  
 2. The complete front view clearly showing the curve of interpenetration  
 1. The complete left view  
 \* Show ALL hidden detail  
 \* Show ALL necessary construction.

