

# EGD Grade 11

## Interpenetrations

Developed by: PC Viljoen  
Senior Educational Specialist for  
Engineering Graphics and Design

Free State Province

# Interpenetrations

## Question 2: Interpenetration

### Given:

- \* The incomplete front view and top view of an equilateral triangular prism on  $30^\circ$  that has to fit around a square prism. The axes of both prisms lie in a common vertical plane
- \* An auxiliary view of the triangular prism

### Instructions:

Draw, to scale 1:1, the following:

1. The given top view.
2. The complete front view clearly showing the curve of interpenetration.
3. The complete left view.

- \* Show ALL hidden detail.
- \* Show ALL necessary construction.

### Question 2: Interpenetration

#### Given:

\* The incomplete front view and top view of an equilateral triangular prism on  $30^\circ$  that has to fit around a square prism. The axes of both prisms lie in a common vertical plane

\* An auxiliary view of the triangular prism

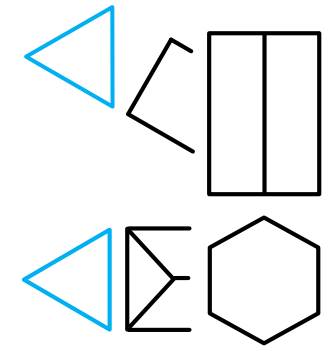
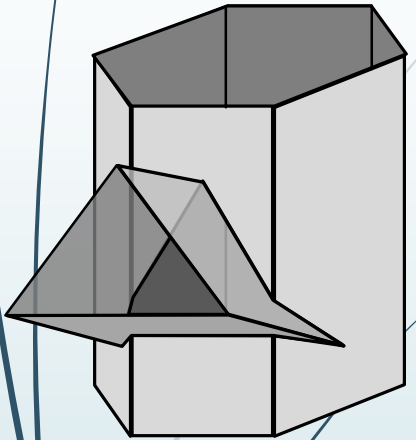
#### Instructions:

Draw, to scale 1:1, the following:

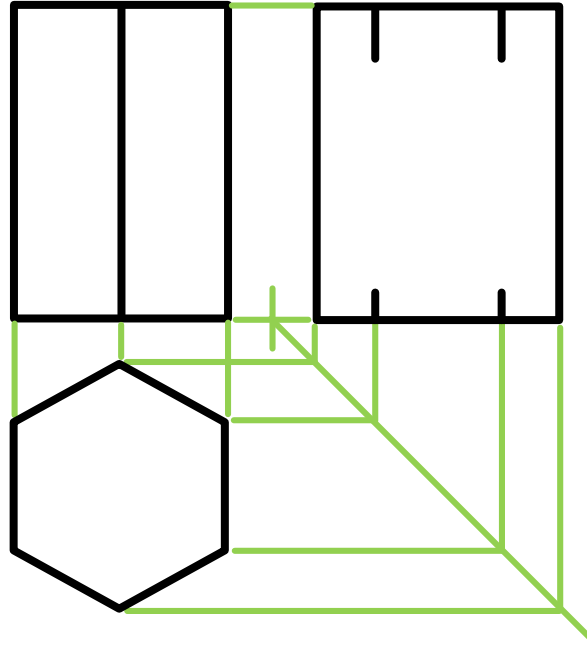
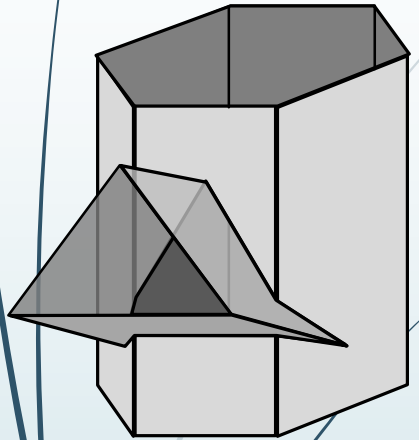
1. The given top view
2. The complete front view clearly showing the curve of interpenetration
3. The complete left view

\* Show ALL hidden detail

\* Show ALL necessary construction.



# Interpenetrations



## Question 2: Interpenetration

### Given:

\* The incomplete front view and top view of an equilateral triangular prism on  $30^\circ$  that has to fit around a square prism. The axes of both prisms lie in a common vertical plane

\* An auxiliary view of the triangular prism

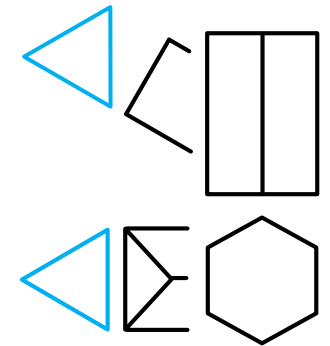
### Instructions:

Draw, to scale 1:1, the following:

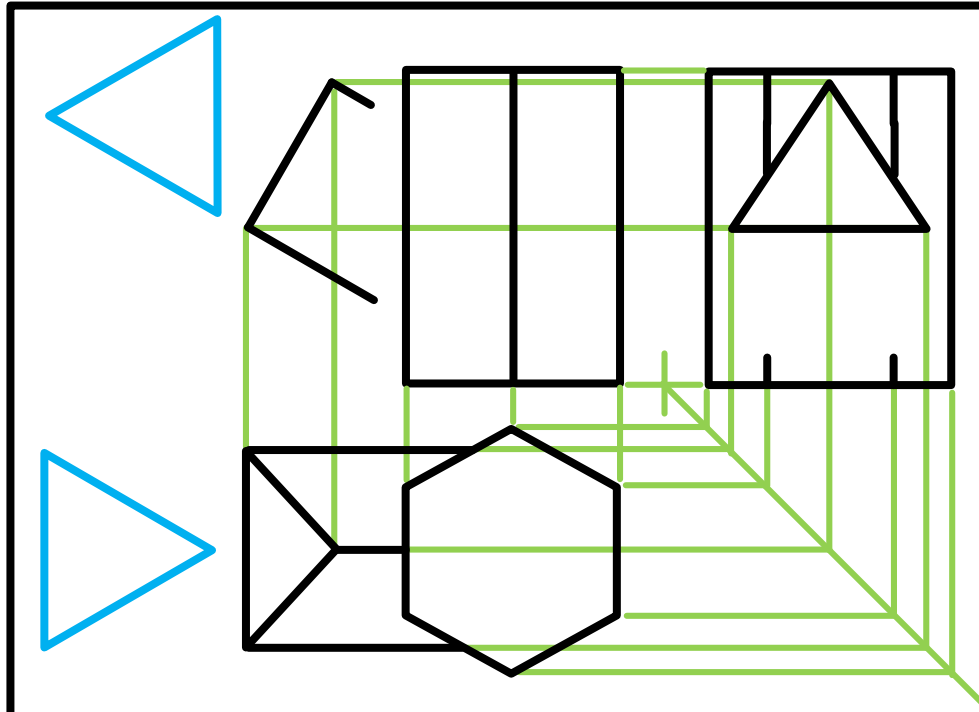
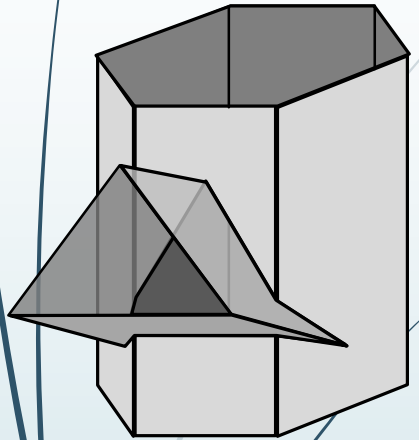
1. The given top view
2. The complete front view clearly showing the curve of interpenetration
3. The complete left view

\* Show ALL hidden detail

\* Show ALL necessary construction.



# Interpenetrations



## Question 2: Interpenetration

### Given:

\* The incomplete front view and top view of an equilateral triangular prism on  $30^\circ$  that has to fit around a square prism. The axes of both prisms lie in a common vertical plane

\* An auxiliary view of the triangular prism

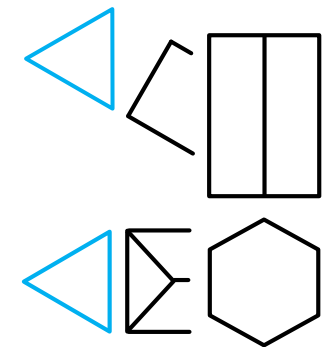
### Instructions:

Draw, to scale 1:1, the following:

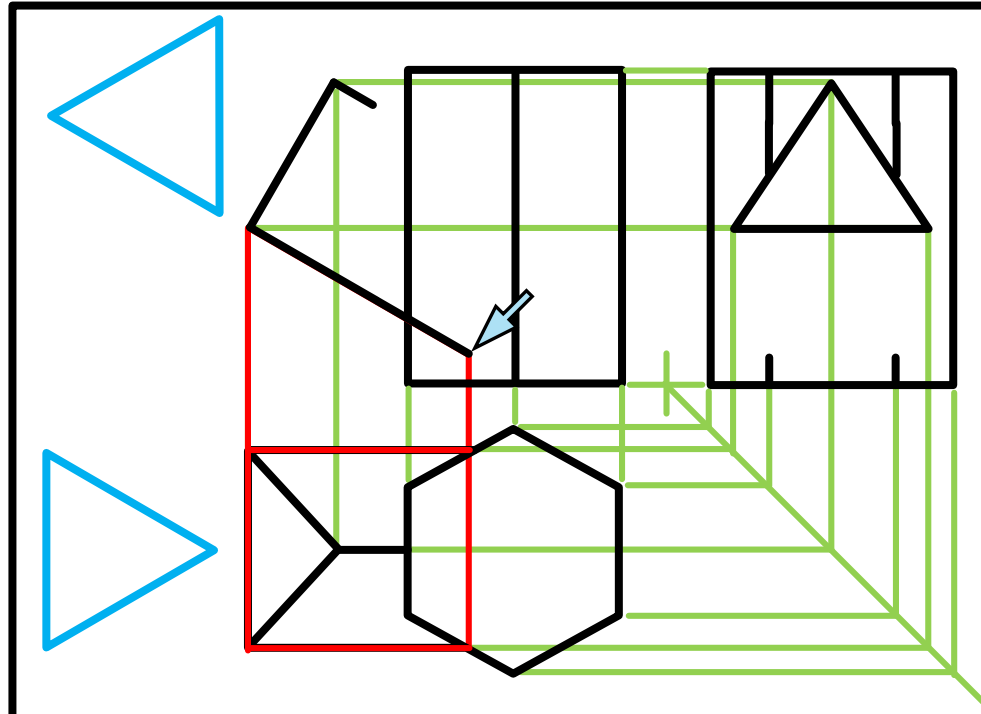
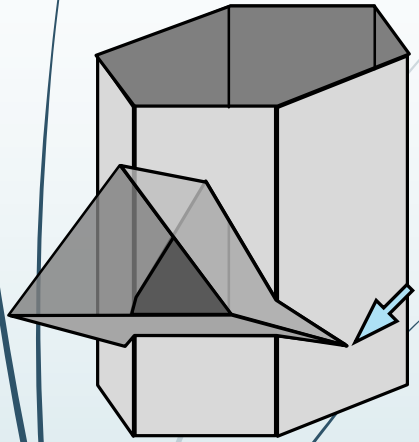
1. The given top view
2. The complete front view clearly showing the curve of interpenetration
3. The complete left view

\* Show ALL hidden detail

\* Show ALL necessary construction.



# Interpenetrations



## Question 2: Interpenetration

### Given:

\* The incomplete front view and top view of an equilateral triangular prism on  $30^\circ$  that has to fit around a square prism. The axes of both prisms lie in a common vertical plane

\* An auxiliary view of the triangular prism

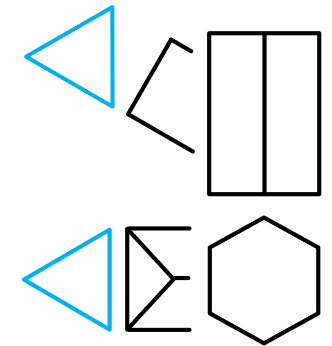
### Instructions:

Draw, to scale 1:1, the following:

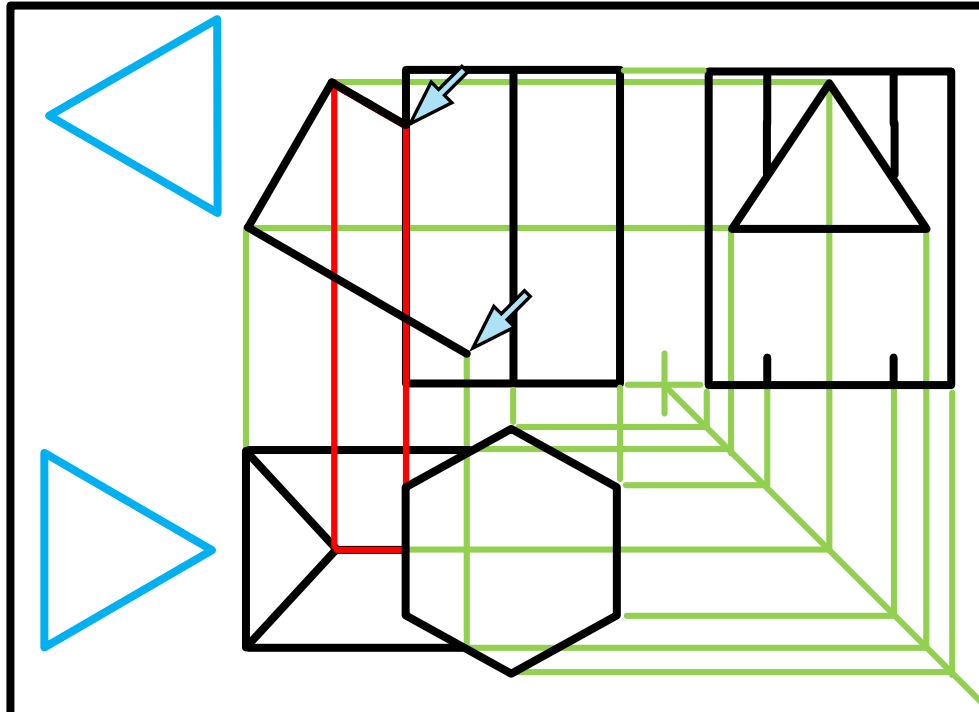
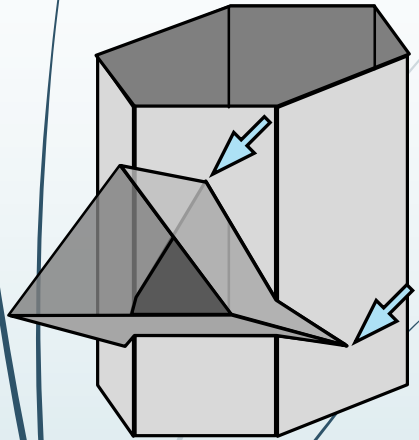
1. The given top view
2. The complete front view clearly showing the curve of interpenetration
3. The complete left view

\* Show ALL hidden detail

\* Show ALL necessary construction.



# Interpenetrations



## Question 2: Interpenetration

### Given:

\* The incomplete front view and top view of an equilateral triangular prism on  $30^\circ$  that has to fit around a square prism. The axes of both prisms lie in a common vertical plane

\* An auxiliary view of the triangular prism

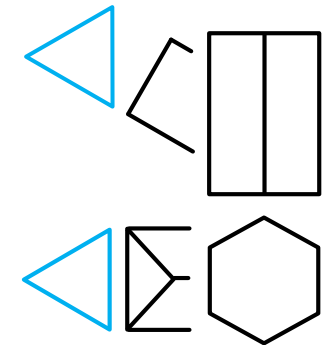
### Instructions:

Draw, to scale 1:1, the following:

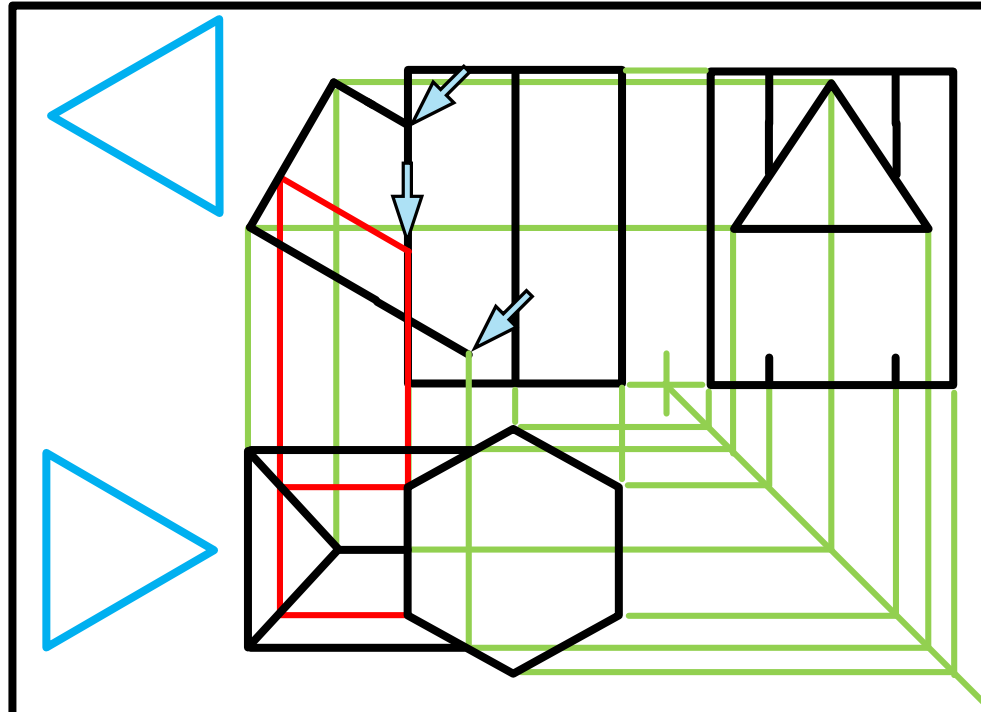
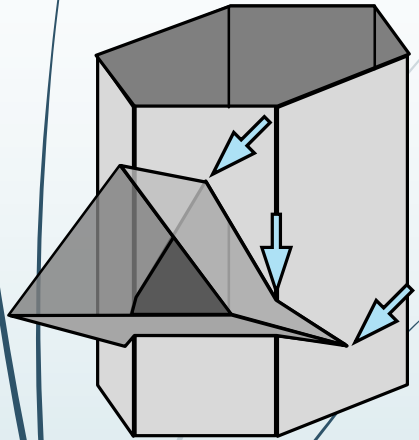
1. The given top view
2. The complete front view clearly showing the curve of interpenetration
3. The complete left view

\* Show ALL hidden detail

\* Show ALL necessary construction.



# Interpenetrations



## Question 2: Interpenetration

### Given:

\* The incomplete front view and top view of an equilateral triangular prism on  $30^\circ$  that has to fit around a square prism. The axes of both prisms lie in a common vertical plane

\* An auxiliary view of the triangular prism

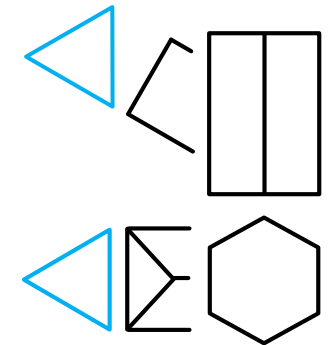
### Instructions:

Draw, to scale 1:1, the following:

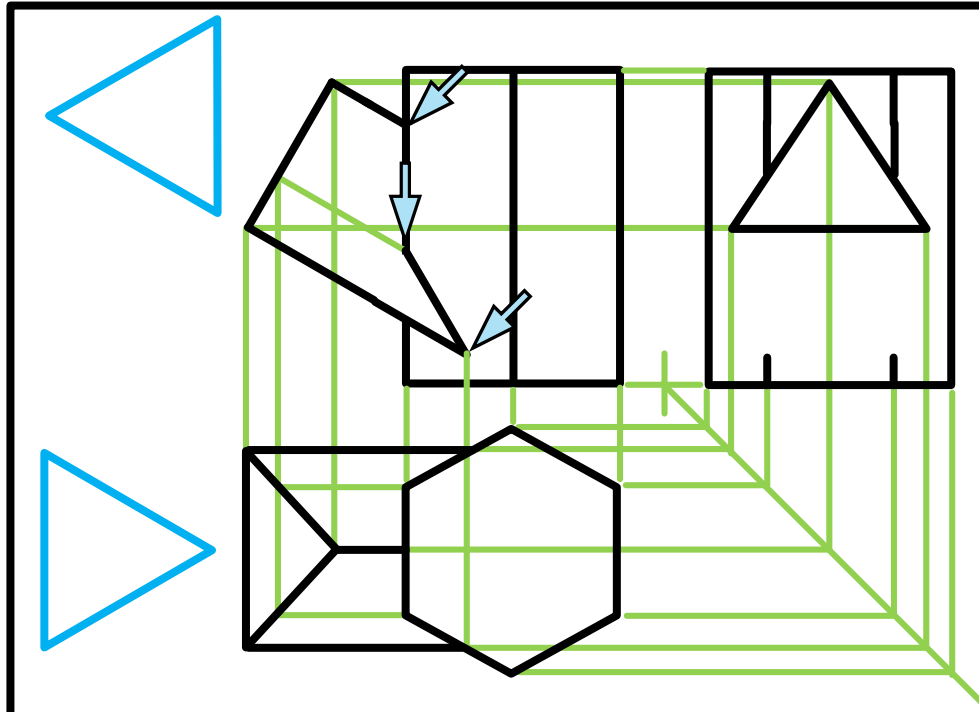
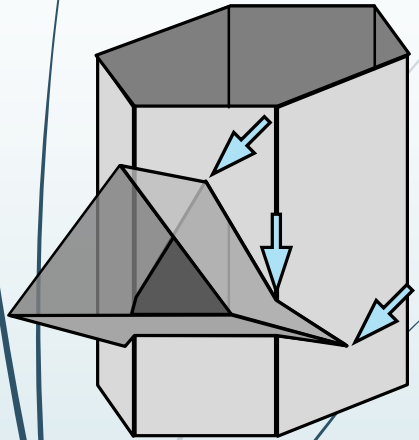
1. The given top view
2. The complete front view clearly showing the curve of interpenetration
3. The complete left view

\* Show ALL hidden detail

\* Show ALL necessary construction.



# Interpenetrations



## Question 2: Interpenetration

### Given:

\* The incomplete front view and top view of an equilateral triangular prism on  $30^\circ$  that has to fit around a square prism. The axes of both prisms lie in a common vertical plane

\* An auxiliary view of the triangular prism

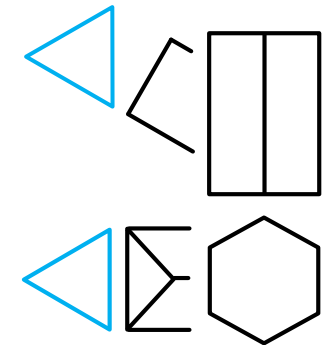
### Instructions:

Draw, to scale 1:1, the following:

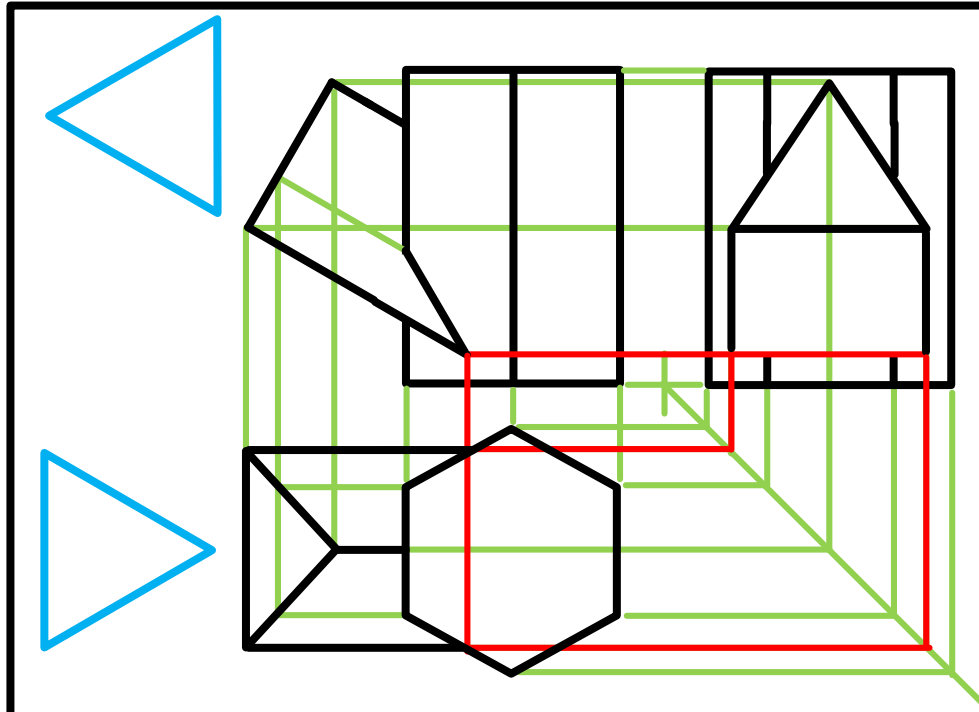
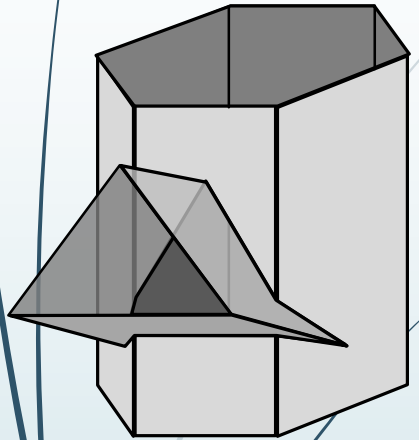
1. The given top view
2. The complete front view clearly showing the curve of interpenetration
3. The complete left view

\* Show ALL hidden detail

\* Show ALL necessary construction.



# Interpenetrations



## Question 2: Interpenetration

### Given:

\* The incomplete front view and top view of an equilateral triangular prism on  $30^\circ$  that has to fit around a square prism. The axes of both prisms lie in a common vertical plane

\* An auxiliary view of the triangular prism

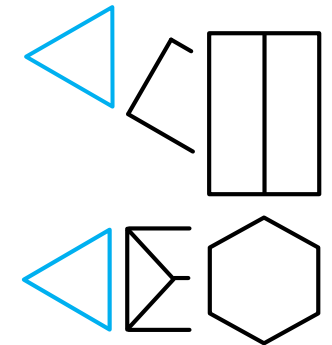
### Instructions:

Draw, to scale 1:1, the following:

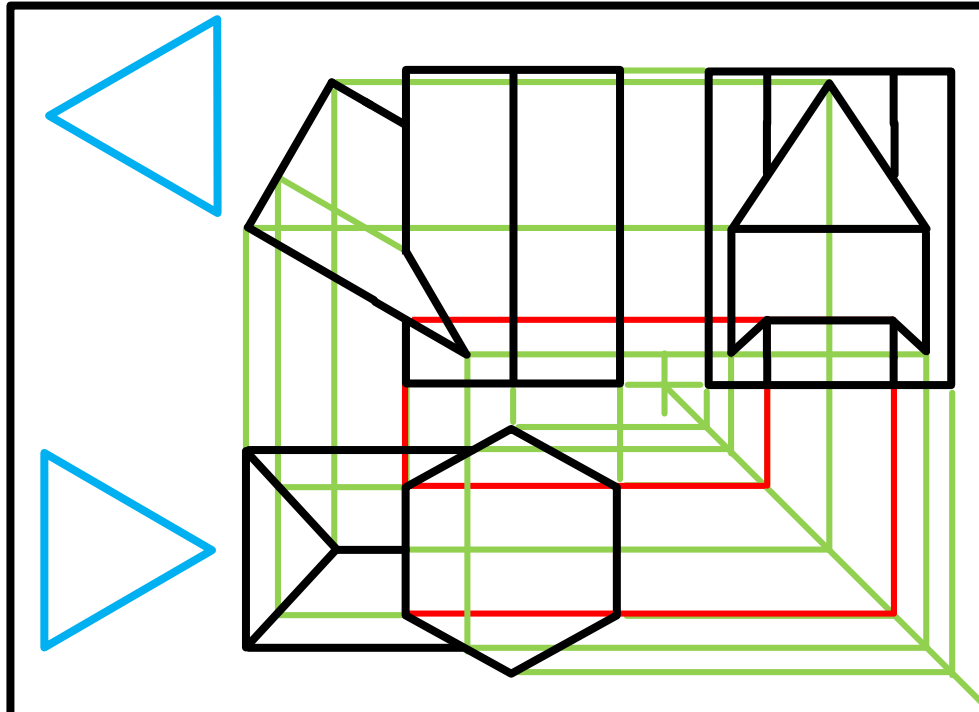
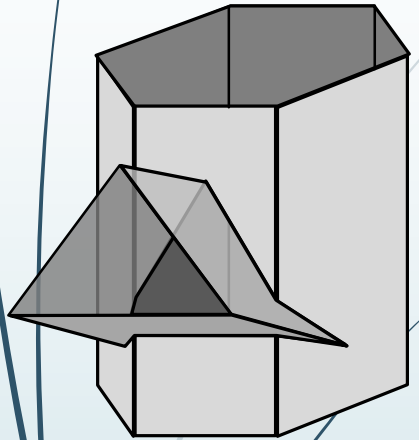
1. The given top view
2. The complete front view clearly showing the curve of interpenetration
3. The complete left view

\* Show ALL hidden detail

\* Show ALL necessary construction.



# Interpenetrations



## Question 2: Interpenetration

### Given:

\* The incomplete front view and top view of an equilateral triangular prism on  $30^\circ$  that has to fit around a square prism. The axes of both prisms lie in a common vertical plane

\* An auxiliary view of the triangular prism

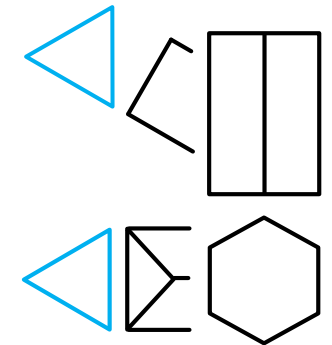
### Instructions:

Draw, to scale 1:1, the following:

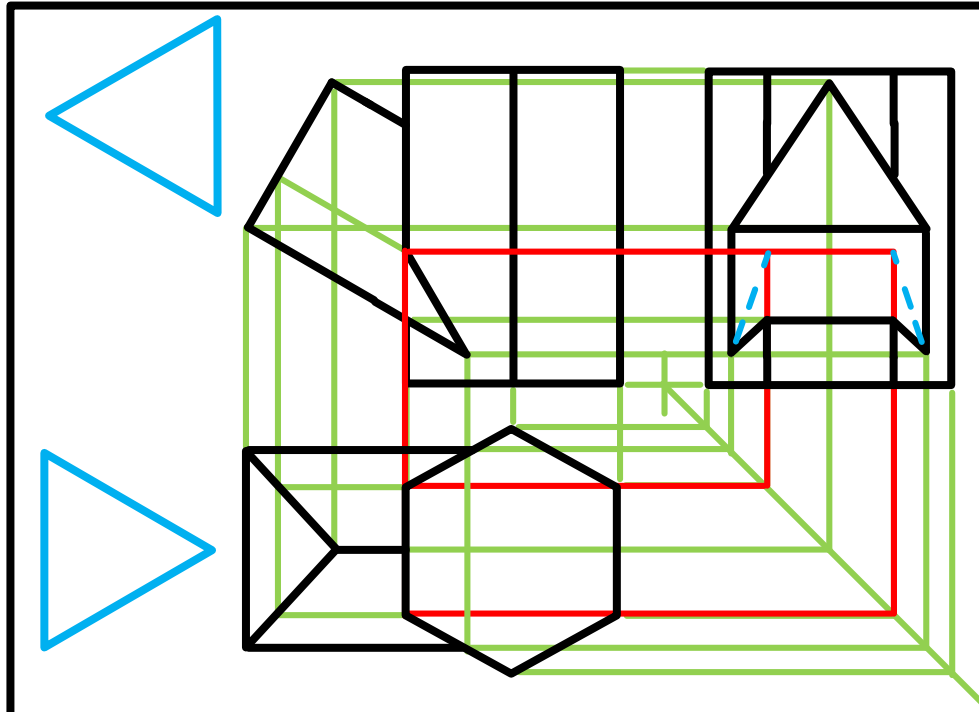
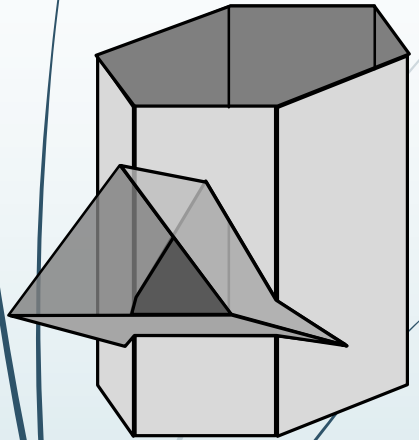
1. The given top view
2. The complete front view clearly showing the curve of interpenetration
3. The complete left view

\* Show ALL hidden detail

\* Show ALL necessary construction.



# Interpenetrations



## Question 2: Interpenetration

### Given:

\* The incomplete front view and top view of an equilateral triangular prism on  $30^\circ$  that has to fit around a square prism. The axes of both prisms lie in a common vertical plane

\* An auxiliary view of the triangular prism

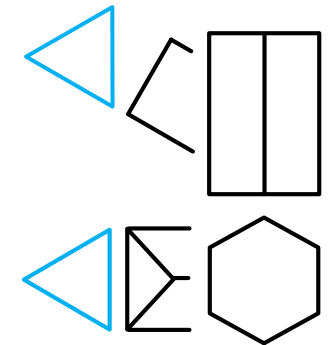
### Instructions:

Draw, to scale 1:1, the following:

1. The given top view
2. The complete front view clearly showing the curve of interpenetration
3. The complete left view

\* Show ALL hidden detail

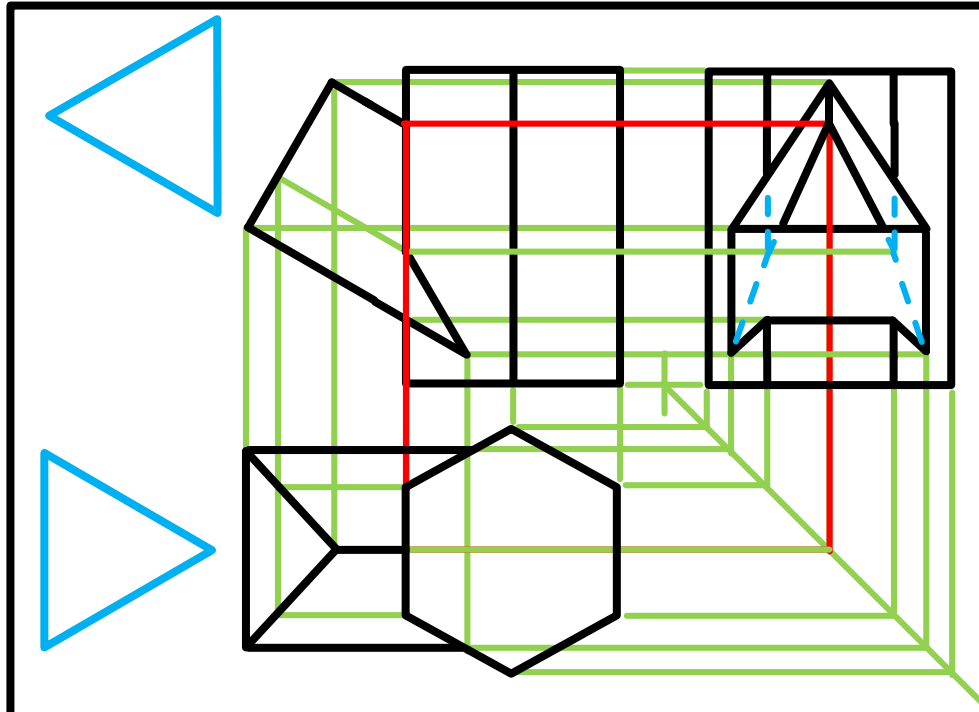
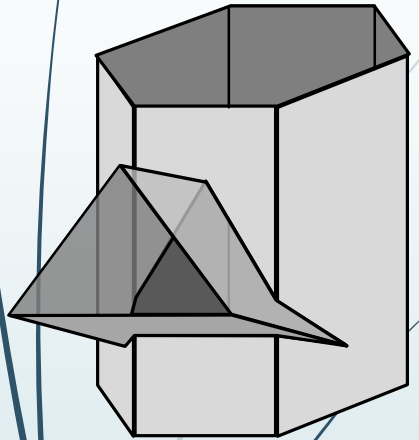
\* Show ALL necessary construction.



education

Department of  
Education  
FREE STATE PROVINCE

# Interpenetrations



## Question 2: Interpenetration

### Given:

\* The incomplete front view and top view of an equilateral triangular prism on  $30^\circ$  that has to fit around a square prism. The axes of both prisms lie in a common vertical plane

\* An auxiliary view of the triangular prism

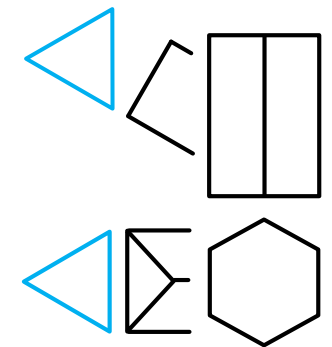
### Instructions:

Draw, to scale 1:1, the following:

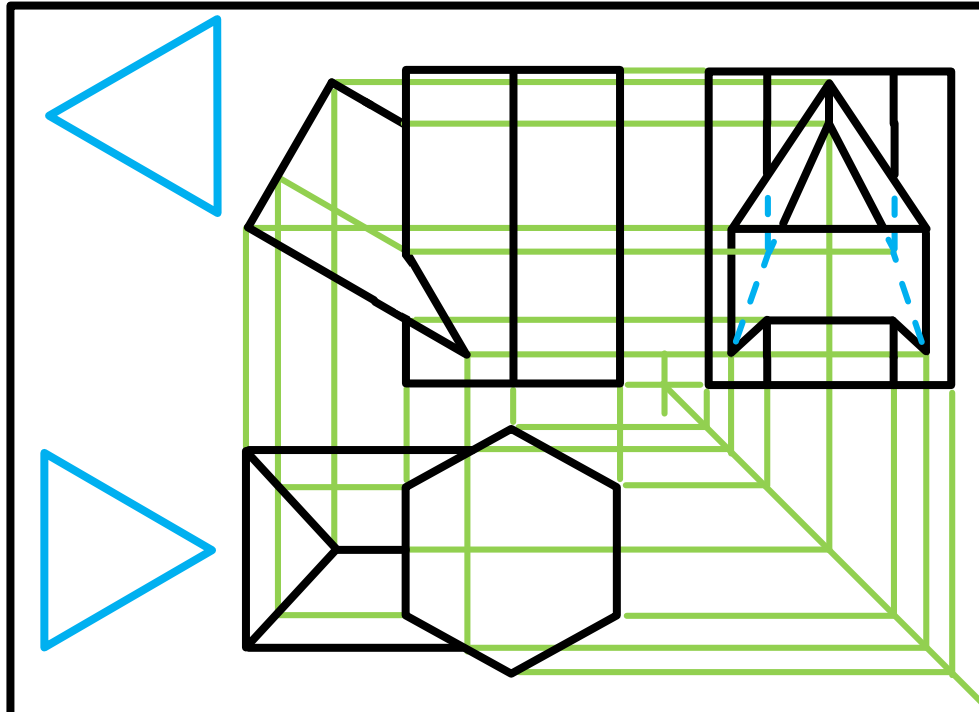
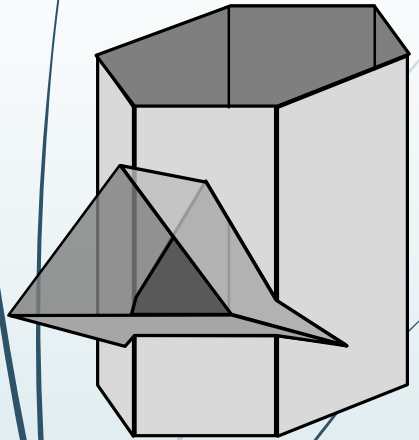
1. The given top view
2. The complete front view clearly showing the curve of interpenetration
3. The complete left view

\* Show ALL hidden detail

\* Show ALL necessary construction.



# Interpenetrations



## Question 2: Interpenetration

### Given:

\* The incomplete front view and top view of an equilateral triangular prism on  $30^\circ$  that has to fit around a square prism. The axes of both prisms lie in a common vertical plane

\* An auxiliary view of the triangular prism

### Instructions:

Draw, to scale 1:1, the following:

1. The given top view
2. The complete front view clearly showing the curve of interpenetration
3. The complete left view

\* Show ALL hidden detail

\* Show ALL necessary construction.

