

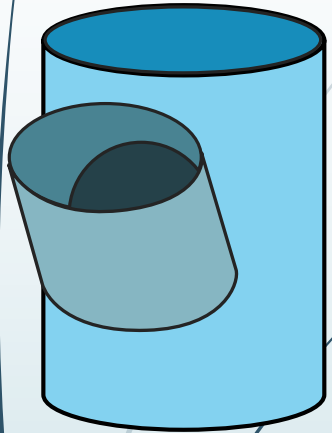
# EGD Grade 11

## Interpenetrations

Developed by: PC Viljoen  
Senior Educational Specialist for  
Engineering Graphics and Design

Free State Province

# Interpenetrations



## Question 2: Interpenetration

### Given:

- \* The incomplete front view and top view of a cylinder at  $45^\circ$  that has to fit around another cylinder. The axes of both cylinders lie in a common vertical plane.
- \* Auxiliary view of the branch cylinder.

### Instructions:

Draw, to scale 1:1, the following:

1. The given top view.
  2. The complete front view clearly showing the curve of interpenetration.
  3. The complete left view.
- \* Show ALL hidden detail.
  - \* Show ALL necessary construction.

### Question 2: Interpenetration

#### Given:

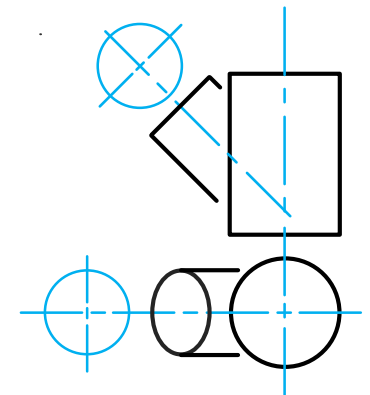
- \* The incomplete front view and top view of a cylinder at  $45^\circ$  that has to fit around another cylinder. The axes of both cylinders lie in a common vertical plane.
- \* Auxiliary view of the branch cylinder.

#### Instructions:

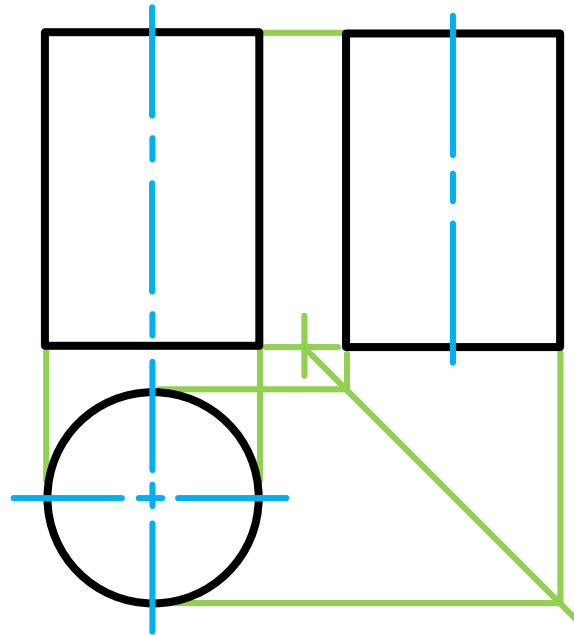
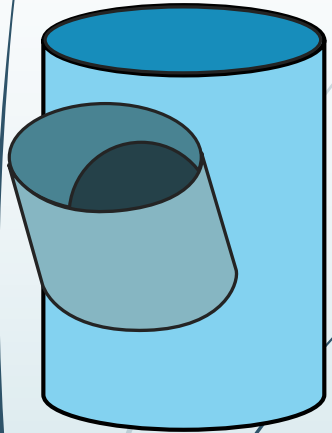
Draw, to scale 1:1, the following:

1. The given top view.
2. The complete front view clearly showing the curve of interpenetration.
3. The complete left view.

- \* Show ALL hidden detail.
- \* Show ALL necessary construction.



# Interpenetrations



## Question 2: Interpenetration

### Given:

- \* The incomplete front view and top view of a cylinder at  $45^\circ$  that has to fit around another cylinder. The axes of both cylinders lie in a common vertical plane.
- \* Auxiliary view of the branch cylinder.

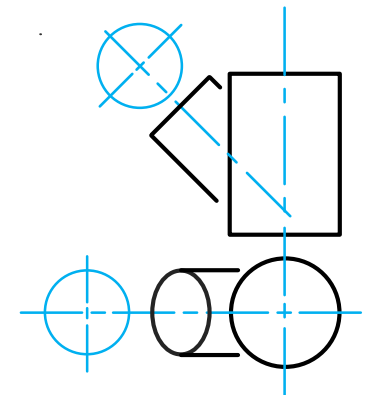
### Instructions:

Draw, to scale 1:1, the following:

1. The given top view.
2. The complete front view clearly showing the curve of interpenetration.
3. The complete left view.

\* Show ALL hidden detail.

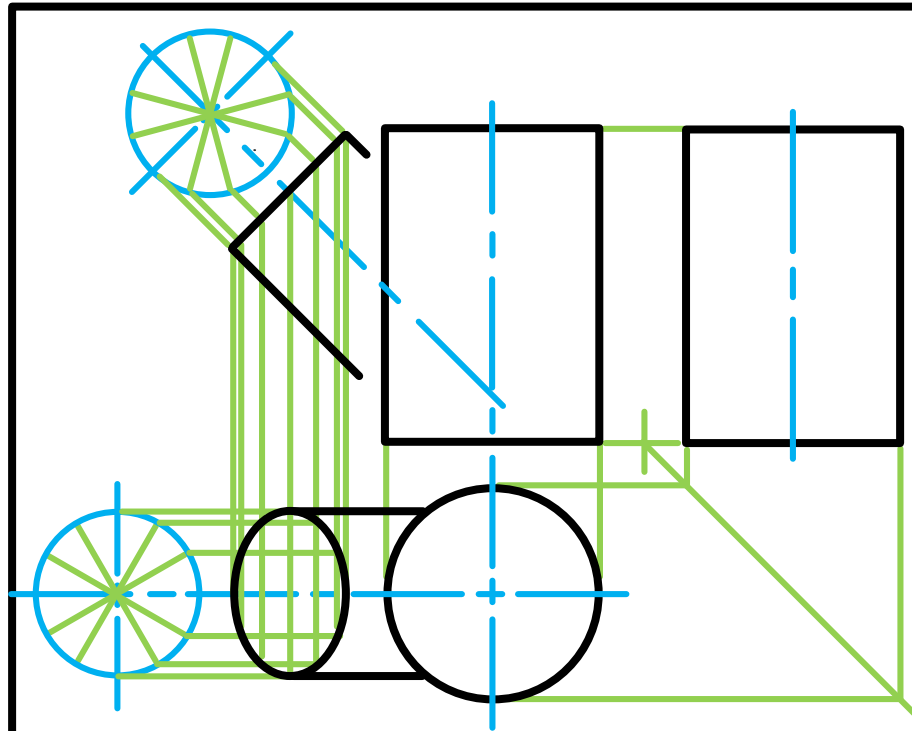
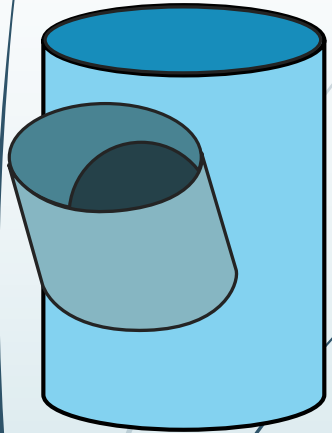
\* Show ALL necessary construction.



education

Department of  
Education  
FREE STATE PROVINCE

# Interpenetrations



## Question 2: Interpenetration

### Given:

- \* The incomplete front view and top view of a cylinder at  $45^\circ$  that has to fit around another cylinder. The axes of both cylinders lie in a common vertical plane.
- \* Auxiliary view of the branch cylinder.

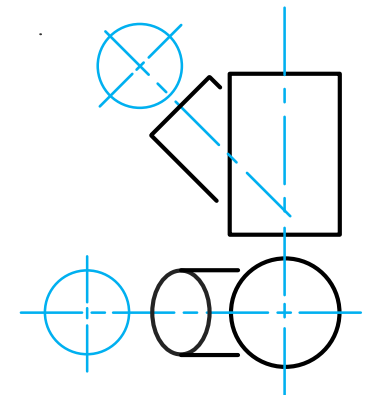
### Instructions:

Draw, to scale 1:1, the following:

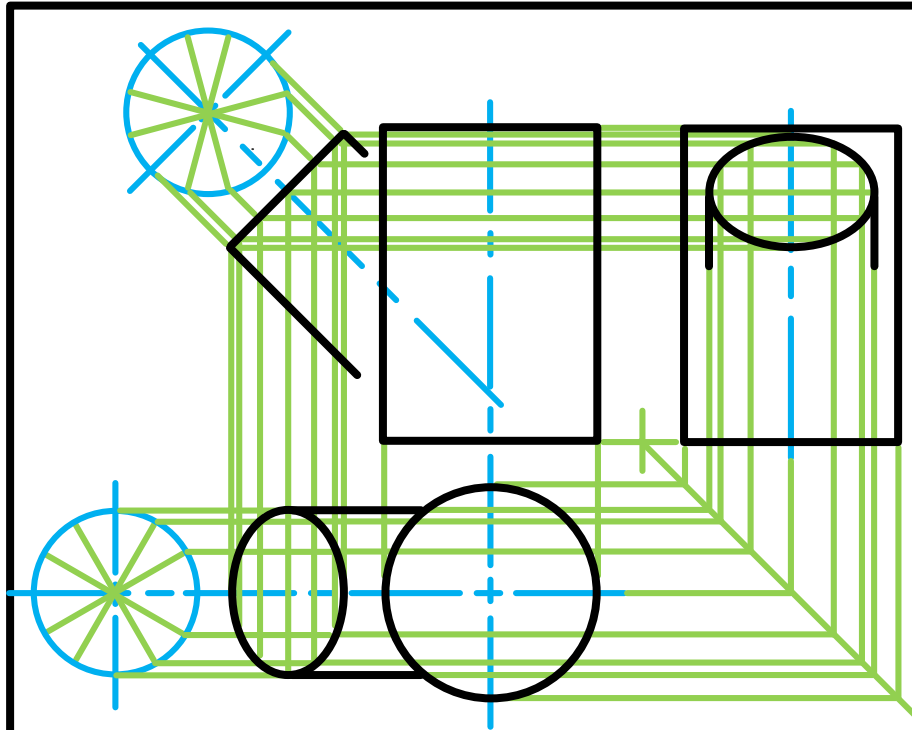
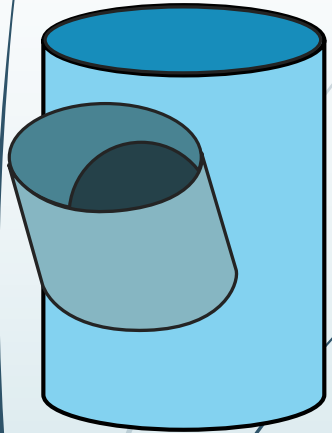
1. The given top view.
2. The complete front view clearly showing the curve of interpenetration.
3. The complete left view.

\* Show ALL hidden detail.

\* Show ALL necessary construction.



# Interpenetrations



## Question 2: Interpenetration

### Given:

- \* The incomplete front view and top view of a cylinder of  $45^\circ$  that has to fit around another cylinder. The axes of both cylinders lie in a common vertical plane.
- \* Auxiliary view of the branch cylinder.

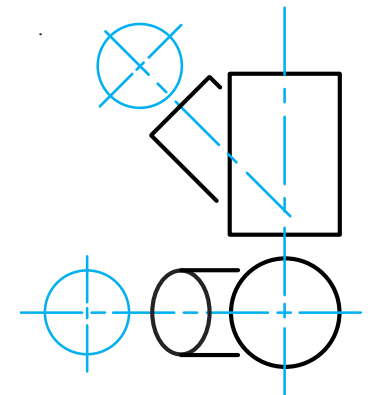
### Instructions:

Draw, to scale 1:1, the following:

1. The given top view.
2. The complete front view clearly showing the curve of interpenetration.
3. The complete left view.

\* Show ALL hidden detail.

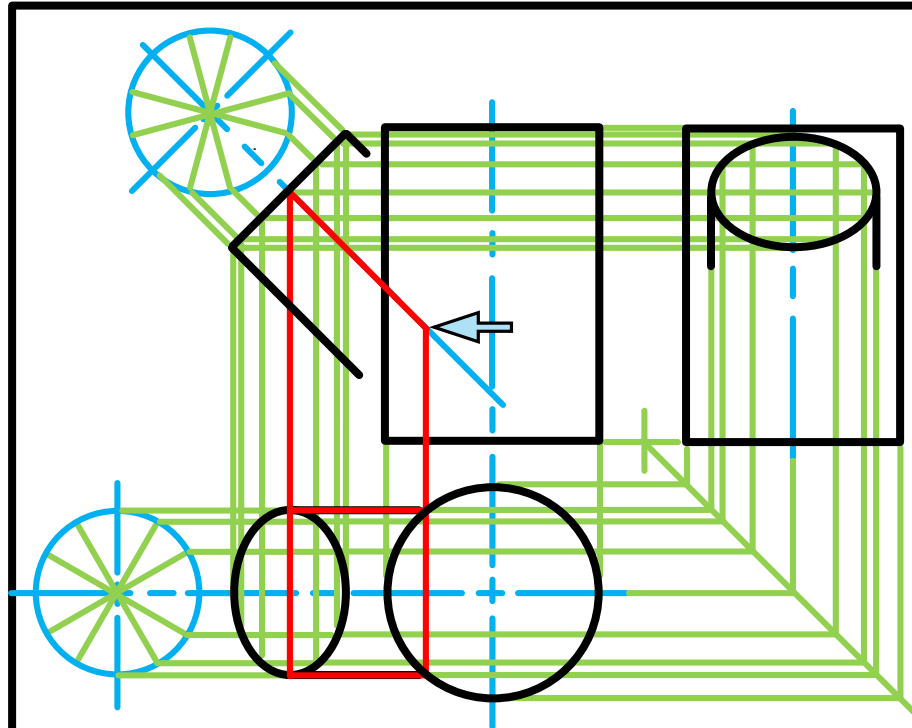
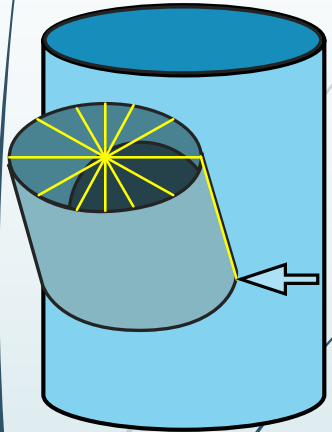
\* Show ALL necessary construction.



education

Department of  
Education  
FREE STATE PROVINCE

# Interpenetrations



## Question 2: Interpenetration

### Given:

- \* The incomplete front view and top view of a cylinder of 45° that has to fit around another cylinder. The axes of both cylinders lie in a common vertical plane.
- \* Auxiliary view of the branch cylinder.

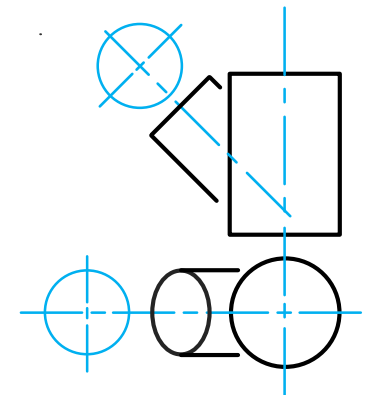
### Instructions:

Draw, to scale 1:1, the following:

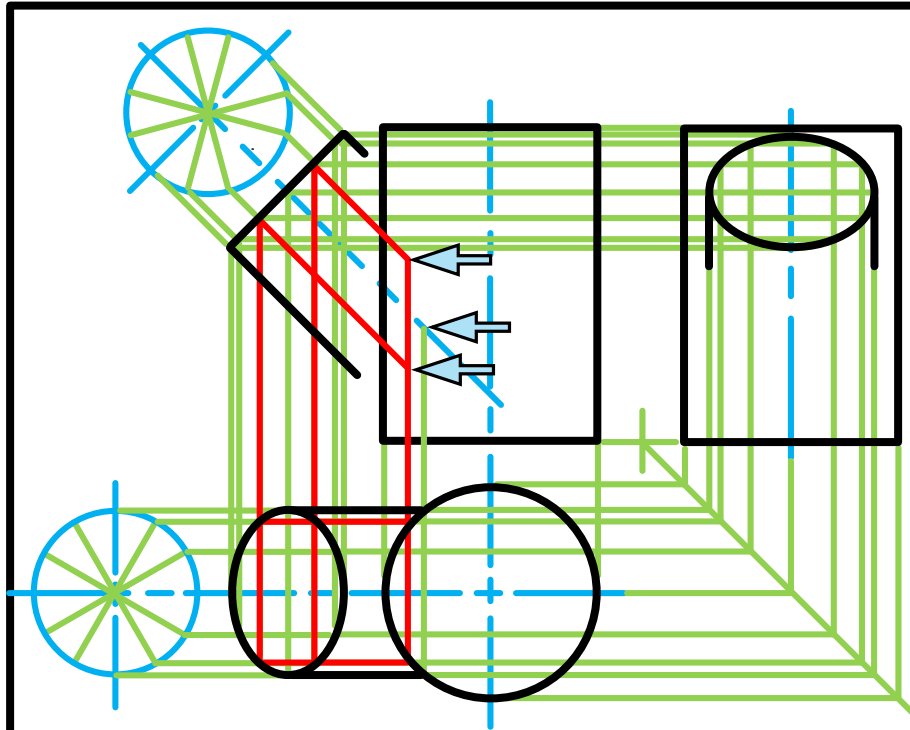
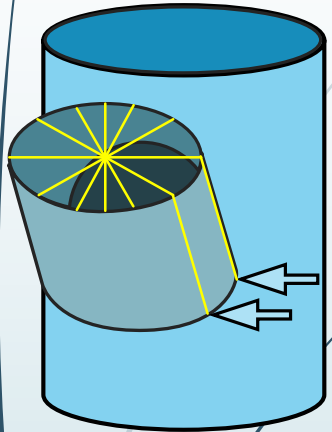
1. The given top view.
2. The complete front view clearly showing the curve of interpenetration.
3. The complete left view.

\* Show ALL hidden detail.

\* Show ALL necessary construction.



# Interpenetrations



## Question 2: Interpenetration

### Given:

- \* The incomplete front view and top view of a cylinder of  $45^\circ$  that has to fit around another cylinder. The axes of both cylinders lie in a common vertical plane.
- \* Auxiliary view of the branch cylinder.

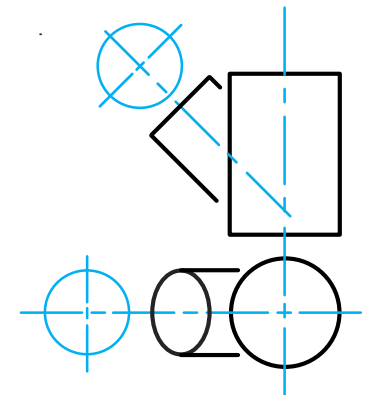
### Instructions:

Draw, to scale 1:1, the following:

1. The given top view.
2. The complete front view clearly showing the curve of interpenetration.
3. The complete left view.

\* Show ALL hidden detail.

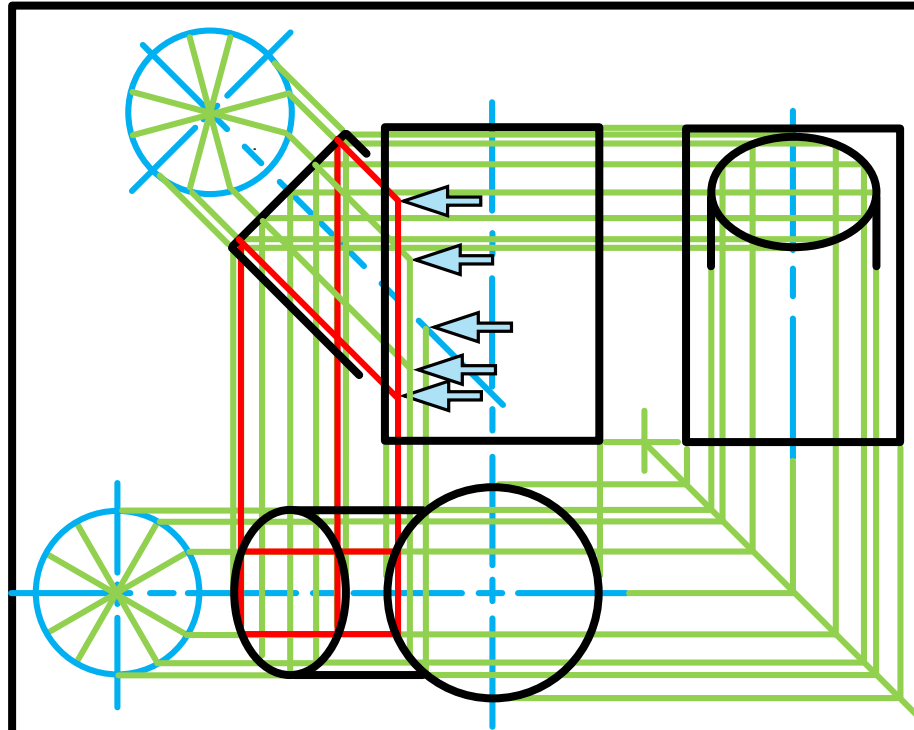
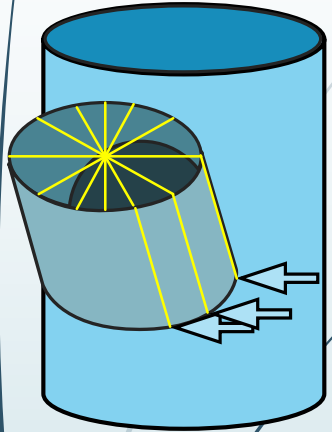
\* Show ALL necessary construction.



education

Department of  
Education  
FREE STATE PROVINCE

# Interpenetrations



## Question 2: Interpenetration

### Given:

- \* The incomplete front view and top view of a cylinder of  $45^\circ$  that has to fit around another cylinder. The axes of both cylinders lie in a common vertical plane.
- \* Auxiliary view of the branch cylinder.

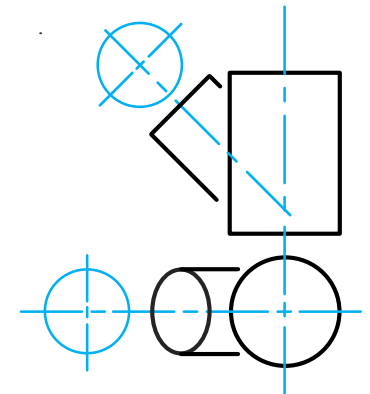
### Instructions:

Draw, to scale 1:1, the following:

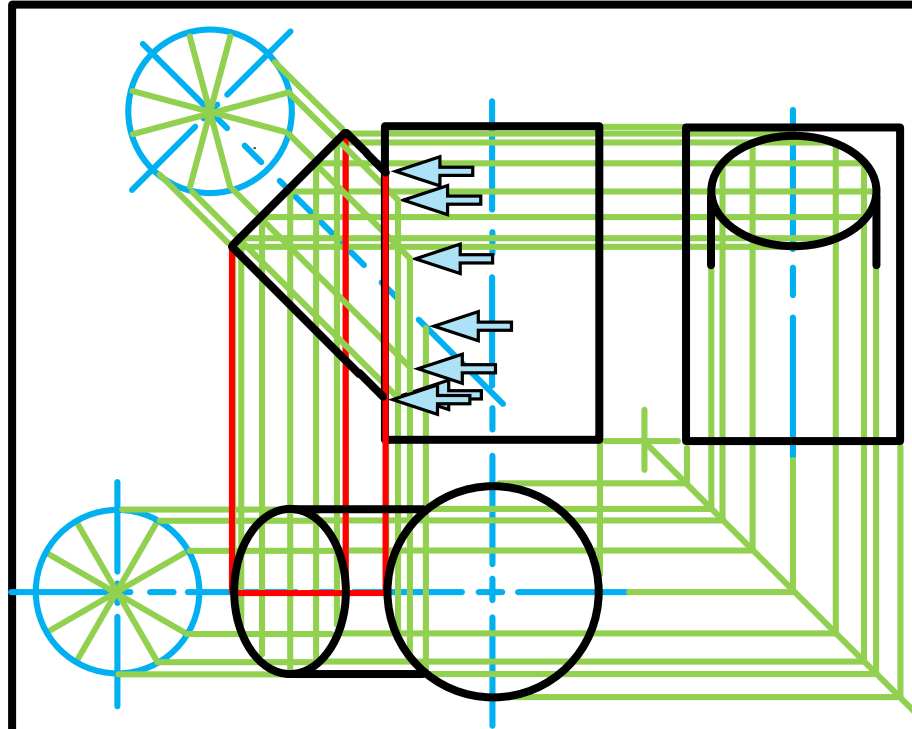
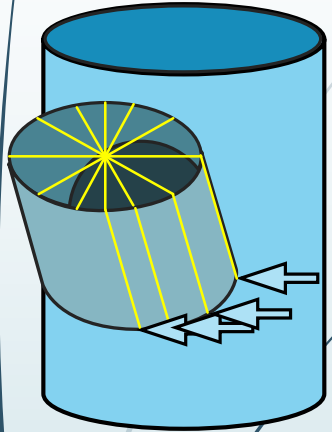
1. The given top view.
2. The complete front view clearly showing the curve of interpenetration.
3. The complete left view.

\* Show ALL hidden detail.

\* Show ALL necessary construction.



# Interpenetrations



## Question 2: Interpenetration

### Given:

- \* The incomplete front view and top view of a cylinder of  $45^\circ$  that has to fit around another cylinder. The axes of both cylinders lie in a common vertical plane.
- \* Auxiliary view of the branch cylinder.

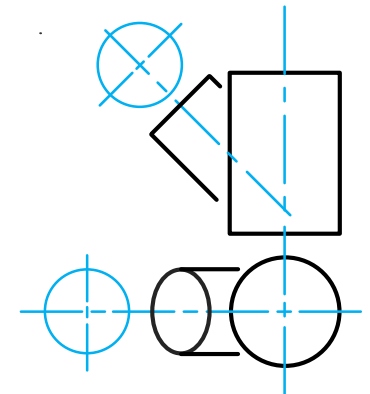
### Instructions:

Draw, to scale 1:1, the following:

1. The given top view.
2. The complete front view clearly showing the curve of interpenetration.
3. The complete left view.

\* Show ALL hidden detail.

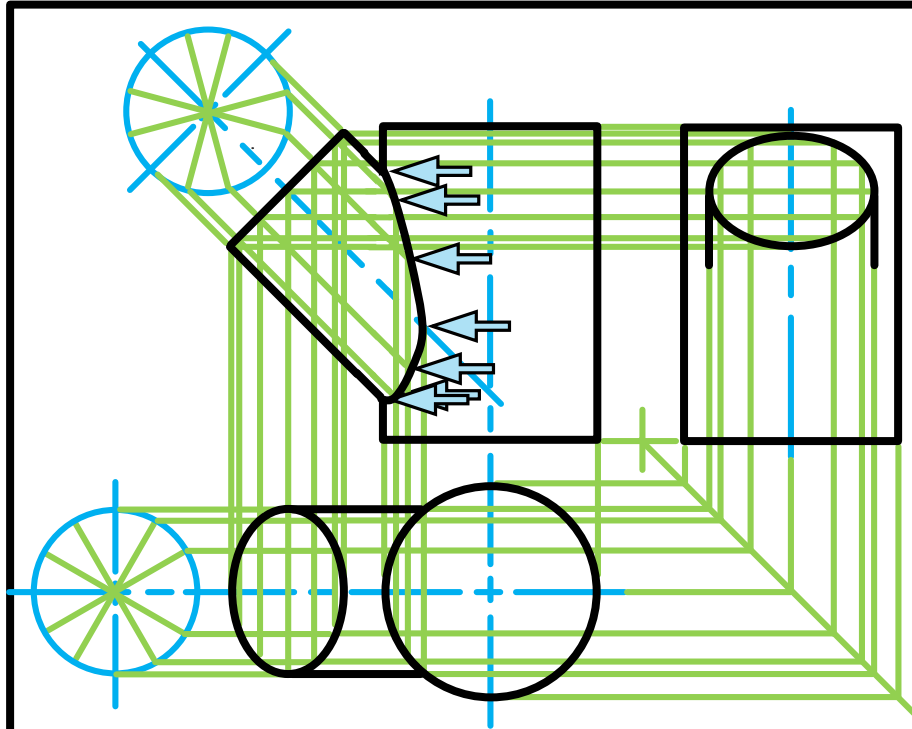
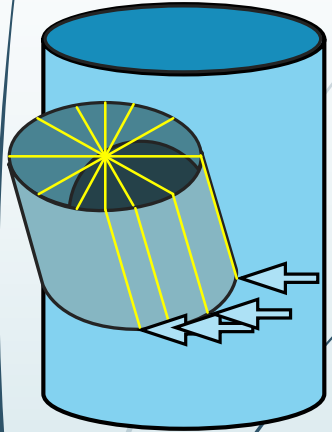
\* Show ALL necessary construction.



education

Department of  
Education  
FREE STATE PROVINCE

# Interpenetrations



## Question 2: Interpenetration

### Given:

- \* The incomplete front view and top view of a cylinder of  $45^\circ$  that has to fit around another cylinder. The axes of both cylinders lie in a common vertical plane.
- \* Auxiliary view of the branch cylinder.

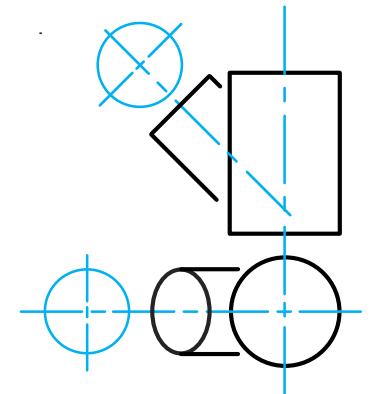
### Instructions:

Draw, to scale 1:1, the following:

1. The given top view.
2. The complete front view clearly showing the curve of interpenetration.
3. The complete left view.

\* Show ALL hidden detail.

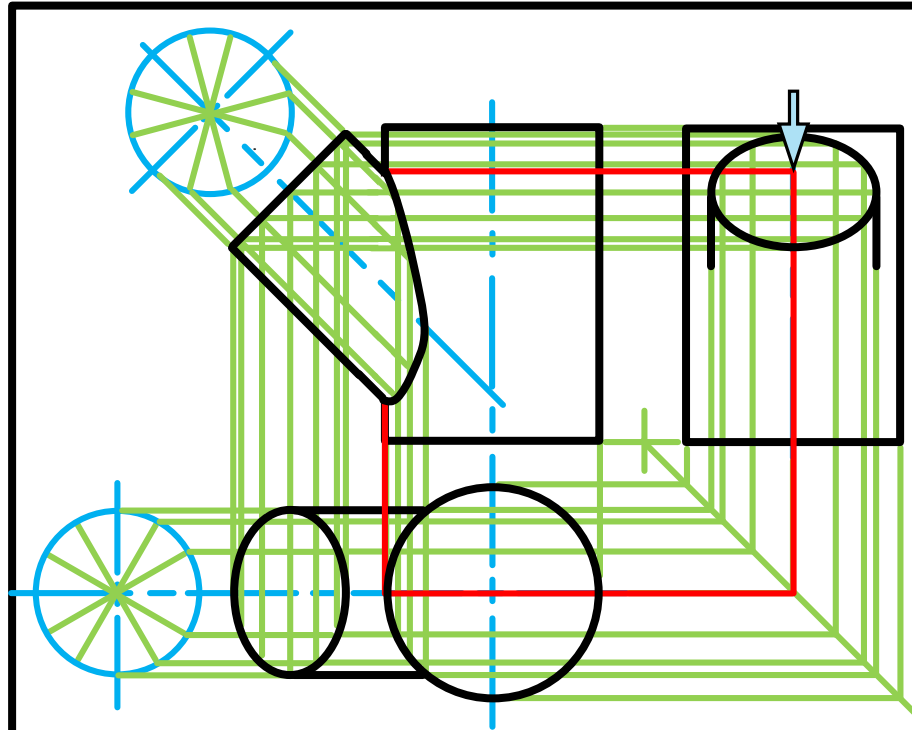
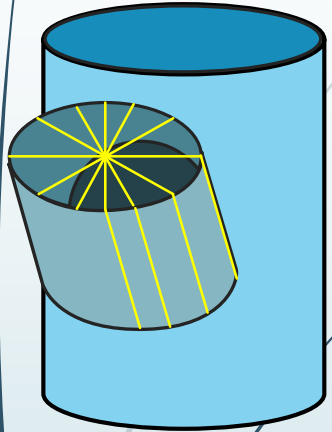
\* Show ALL necessary construction.



education

Department of  
Education  
FREE STATE PROVINCE

# Interpenetrations



## Question 2: Interpenetration

### Given:

- \* The incomplete front view and top view of a cylinder of  $45^\circ$  that has to fit around another cylinder. The axes of both cylinders lie in a common vertical plane.
- \* Auxiliary view of the branch cylinder.

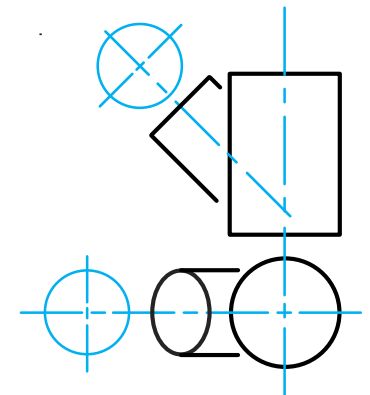
### Instructions:

Draw, to scale 1:1, the following:

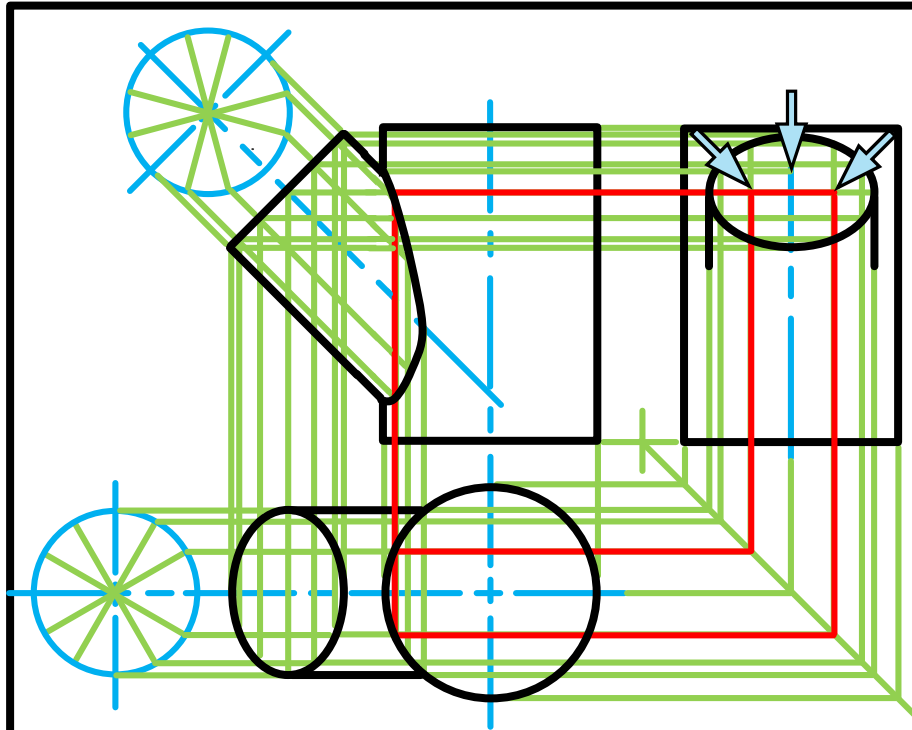
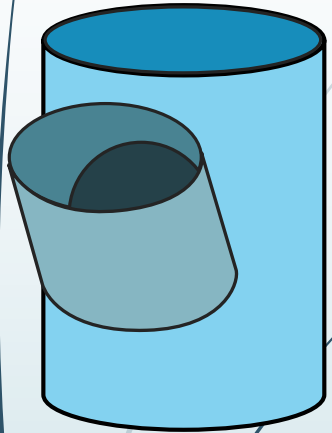
1. The given top view.
2. The complete front view clearly showing the curve of interpenetration.
3. The complete left view.

\* Show ALL hidden detail.

\* Show ALL necessary construction.



# Interpenetrations



## Question 2: Interpenetration

### Given:

- \* The incomplete front view and top view of a cylinder at  $45^\circ$  that has to fit around another cylinder. The axes of both cylinders lie in a common vertical plane.
- \* Auxiliary view of the branch cylinder.

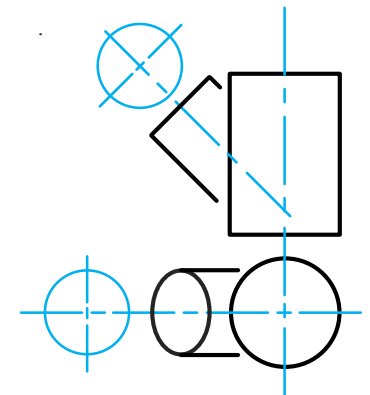
### Instructions:

Draw, to scale 1:1, the following:

1. The given top view.
2. The complete front view clearly showing the curve of interpenetration.
3. The complete left view.

\* Show ALL hidden detail.

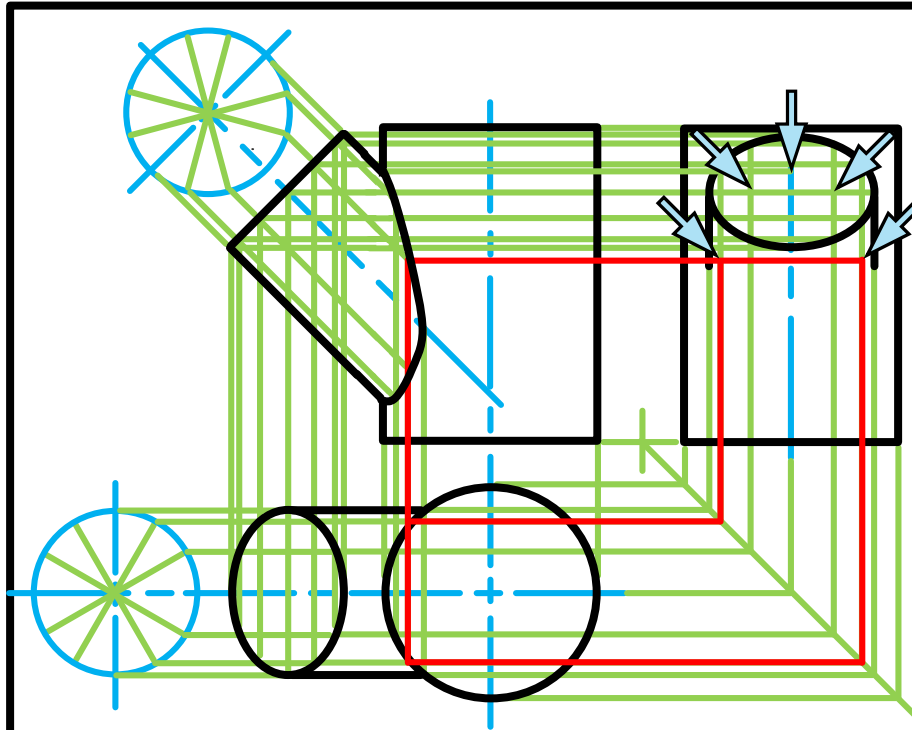
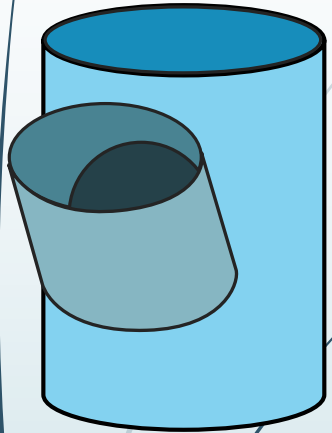
\* Show ALL necessary construction.



education

Department of  
Education  
FREE STATE PROVINCE

# Interpenetrations



## Question 2: Interpenetration

### Given:

- \* The incomplete front view and top view of a cylinder at  $45^\circ$  that has to fit around another cylinder. The axes of both cylinders lie in a common vertical plane.
- \* Auxiliary view of the branch cylinder.

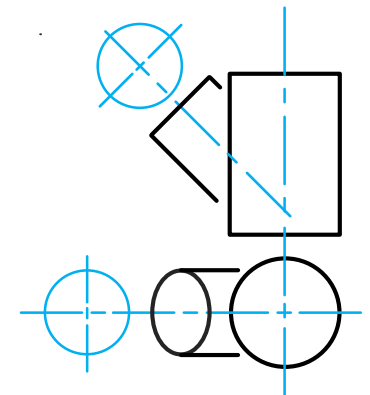
### Instructions:

Draw, to scale 1:1, the following:

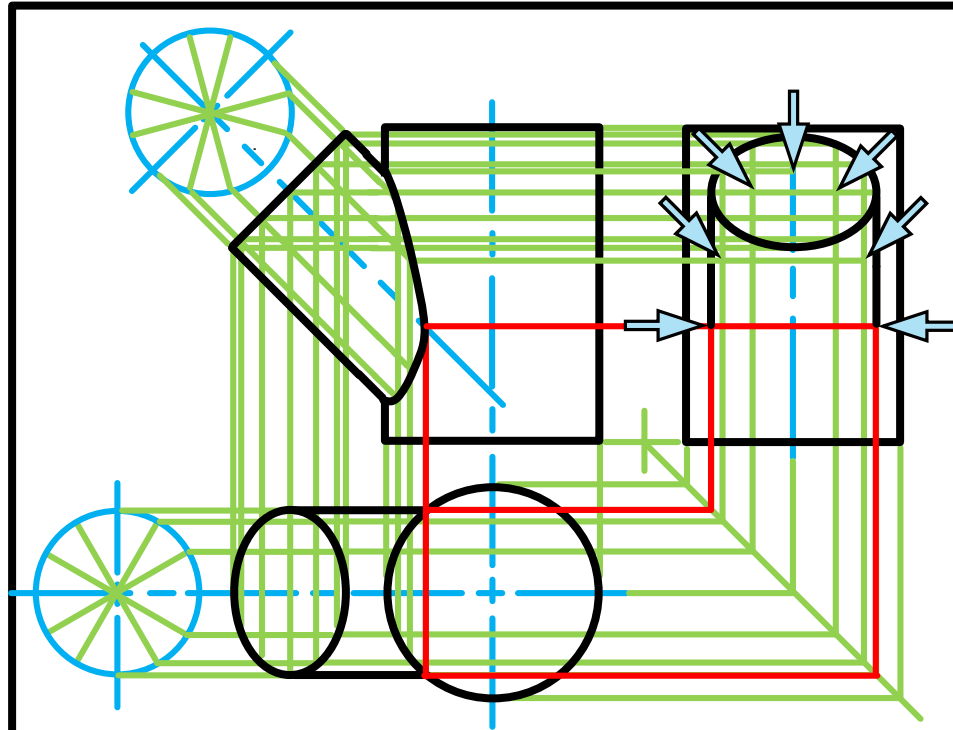
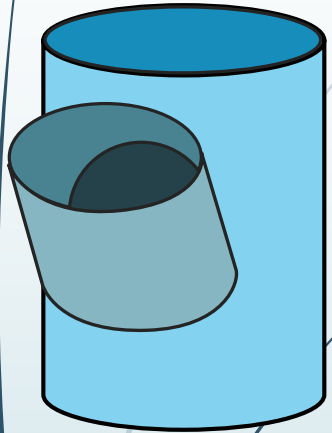
1. The given top view.
2. The complete front view clearly showing the curve of interpenetration.
3. The complete left view.

\* Show ALL hidden detail.

\* Show ALL necessary construction.



# Interpenetrations



## Question 2: Interpenetration

### Given:

- \* The incomplete front view and top view of a cylinder at  $45^\circ$  that has to fit around another cylinder. The axes of both cylinders lie in a common vertical plane.
- \* Auxiliary view of the branch cylinder.

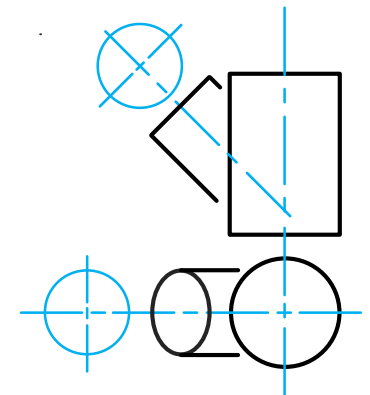
### Instructions:

Draw, to scale 1:1, the following:

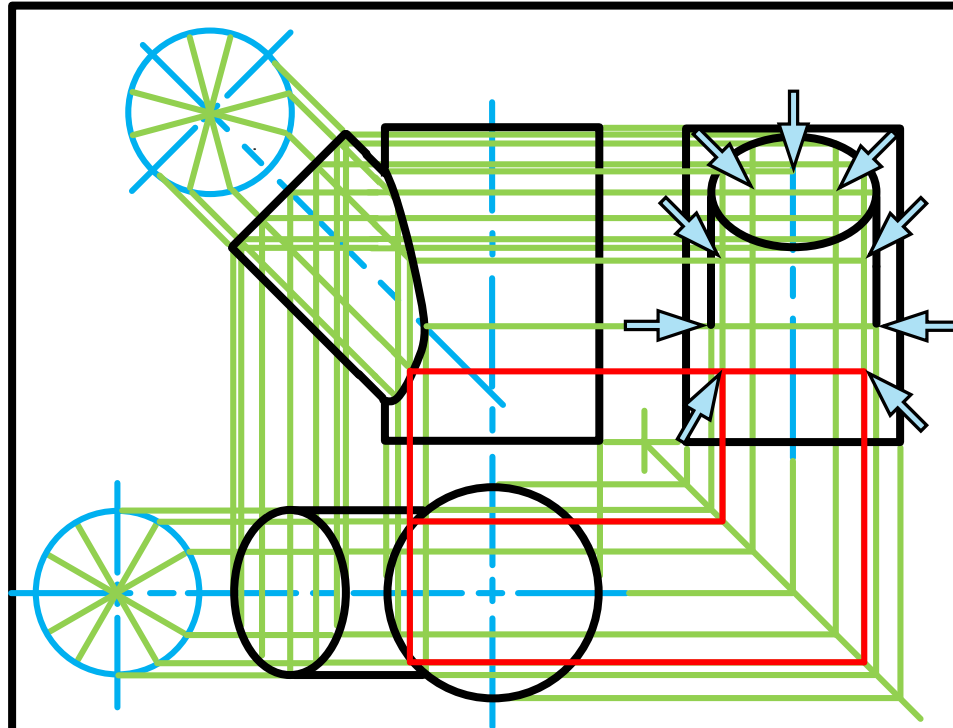
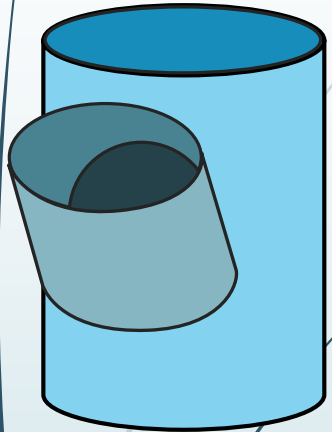
1. The given top view.
2. The complete front view clearly showing the curve of interpenetration.
3. The complete left view.

\* Show ALL hidden detail.

\* Show ALL necessary construction.



# Interpenetrations



## Question 2: Interpenetration

### Given:

- \* The incomplete front view and top view of a cylinder of  $45^\circ$  that has to fit around another cylinder. The axes of both cylinders lie in a common vertical plane.
- \* Auxiliary view of the branch cylinder.

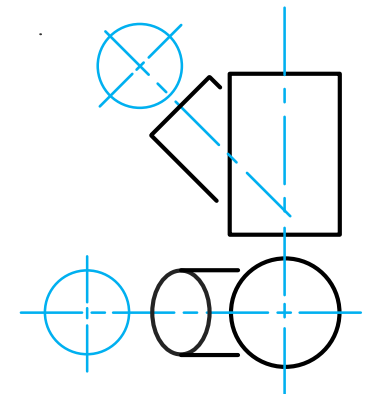
### Instructions:

Draw, to scale 1:1, the following:

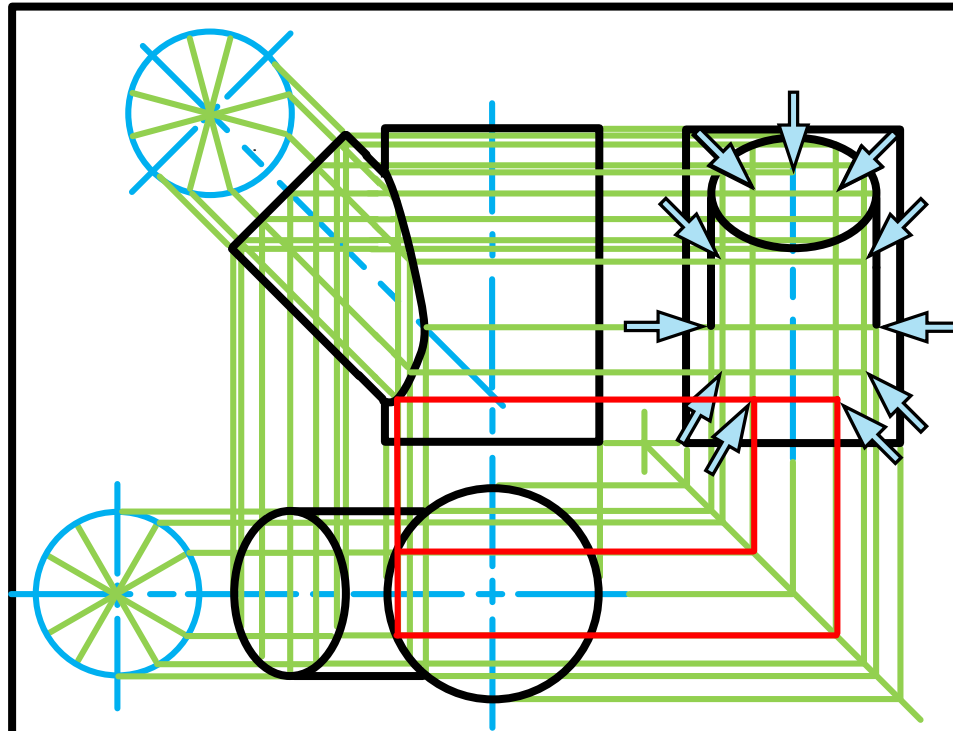
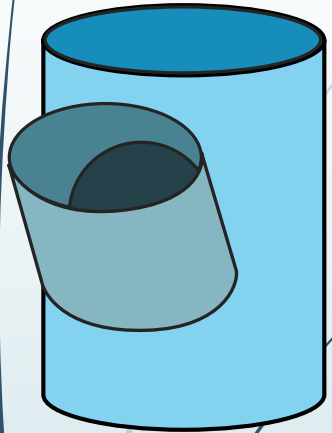
1. The given top view.
2. The complete front view clearly showing the curve of interpenetration.
3. The complete left view.

\* Show ALL hidden detail.

\* Show ALL necessary construction.



# Interpenetrations



## Question 2: Interpenetration

### Given:

- \* The incomplete front view and top view of a cylinder of  $45^\circ$  that has to fit around another cylinder. The axes of both cylinders lie in a common vertical plane.
- \* Auxiliary view of the branch cylinder.

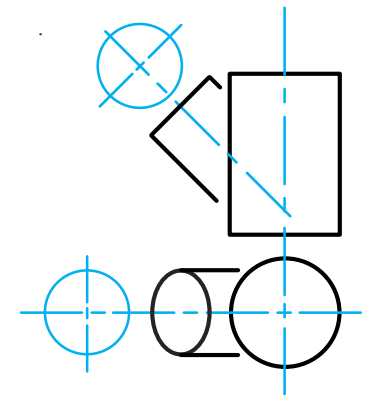
### Instructions:

Draw, to scale 1:1, the following:

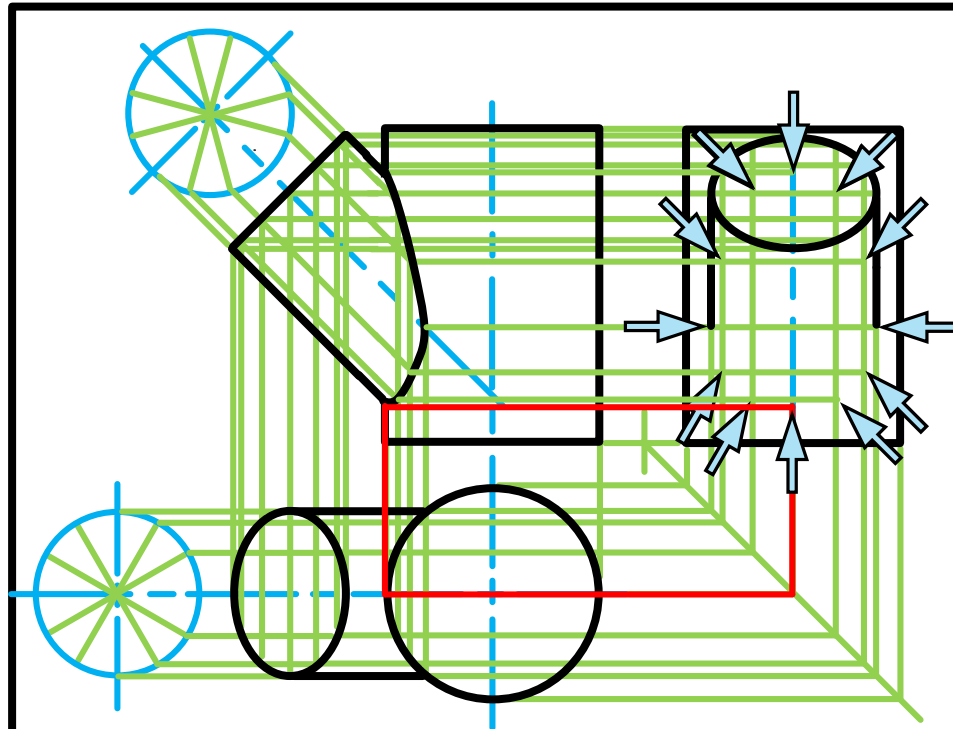
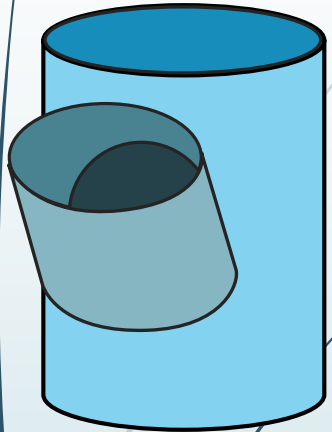
1. The given top view.
2. The complete front view clearly showing the curve of interpenetration.
3. The complete left view.

\* Show ALL hidden detail.

\* Show ALL necessary construction.



# Interpenetrations



## Question 2: Interpenetration

### Given:

- \* The incomplete front view and top view of a cylinder of  $45^\circ$  that has to fit around another cylinder. The axes of both cylinders lie in a common vertical plane.
- \* Auxiliary view of the branch cylinder.

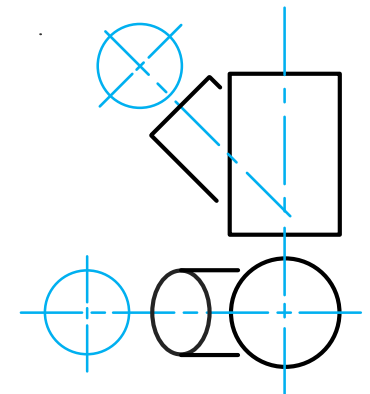
### Instructions:

Draw, to scale 1:1, the following:

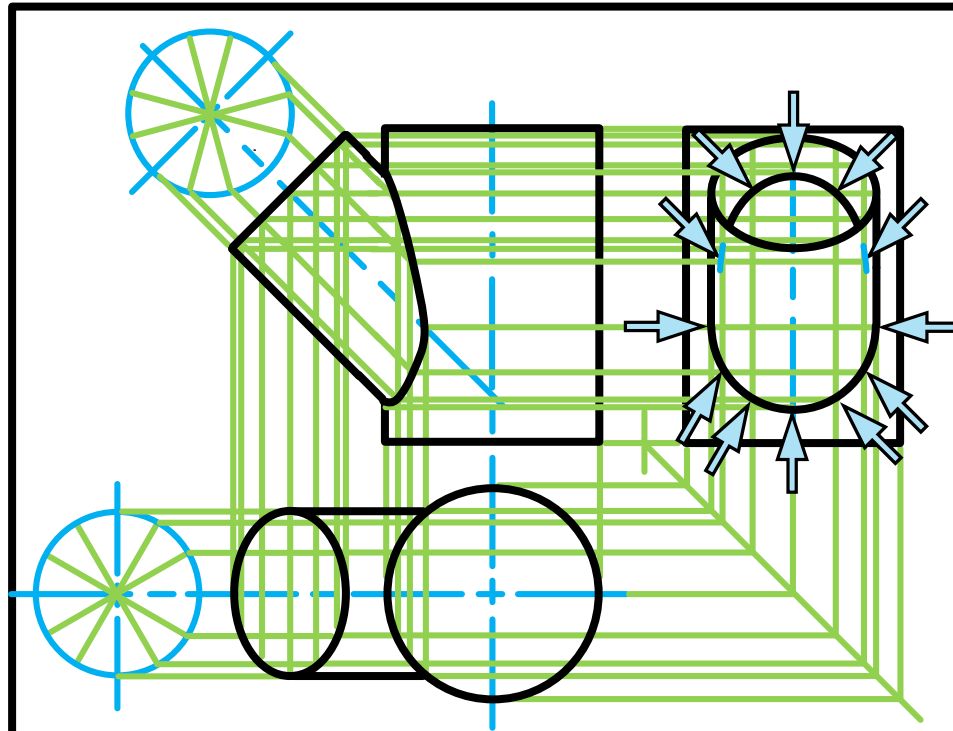
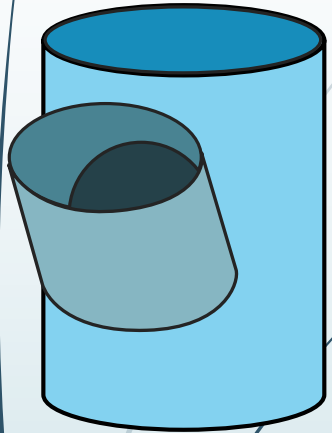
1. The given top view.
2. The complete front view clearly showing the curve of interpenetration.
3. The complete left view.

\* Show ALL hidden detail.

\* Show ALL necessary construction.



# Interpenetrations



## Question 2: Interpenetration

### Given:

- \* The incomplete front view and top view of a cylinder of  $45^\circ$  that has to fit around another cylinder. The axes of both cylinders lie in a common vertical plane.
- \* Auxiliary view of the branch cylinder.

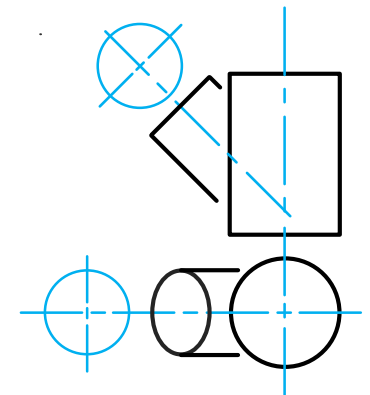
### Instructions:

Draw, to scale 1:1, the following:

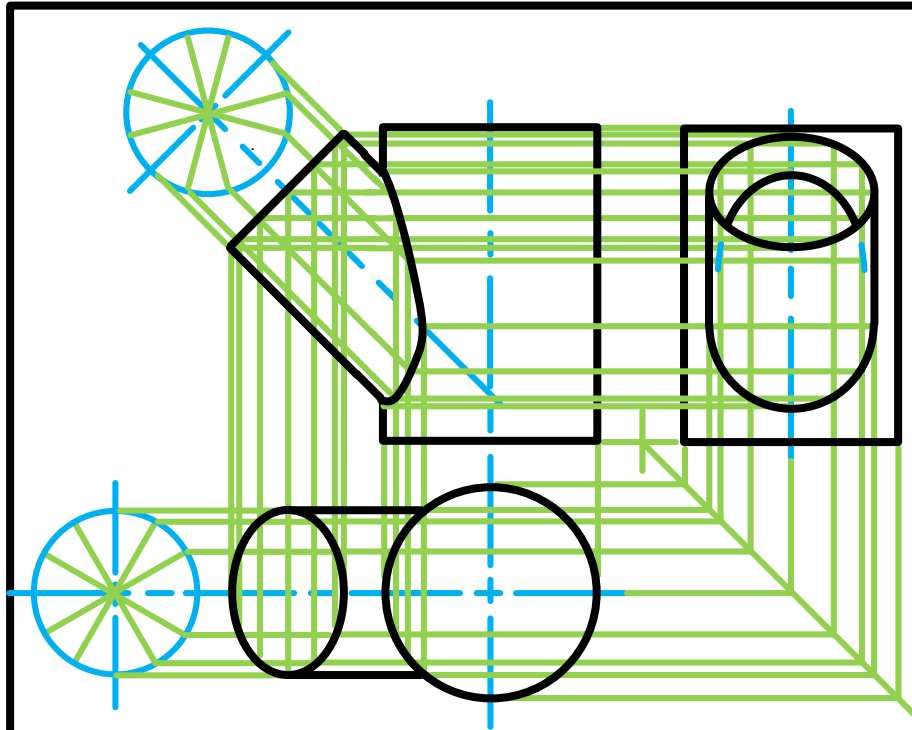
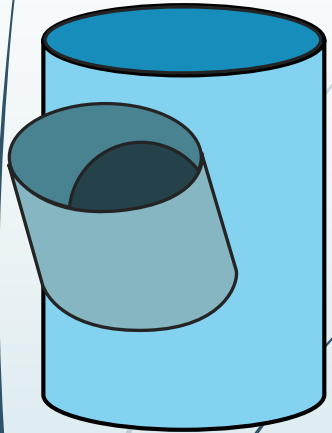
1. The given top view.
2. The complete front view clearly showing the curve of interpenetration.
3. The complete left view.

\* Show ALL hidden detail.

\* Show ALL necessary construction.



# Interpenetrations



## Question 2: Interpenetration

### Given:

- \* The incomplete front view and top view of a cylinder of  $45^\circ$  that has to fit around another cylinder. The axes of both cylinders lie in a common vertical plane.
- \* Auxiliary view of the branch cylinder.

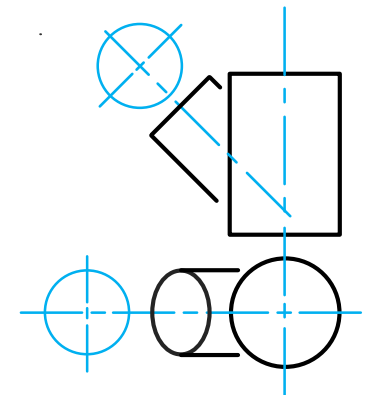
### Instructions:

Draw, to scale 1:1, the following:

1. The given top view.
2. The complete front view clearly showing the curve of interpenetration.
3. The complete left view.

\* Show ALL hidden detail.

\* Show ALL necessary construction.



education

Department of  
Education  
FREE STATE PROVINCE