

3.6.4. THE CONSTRUCTION INDUSTRY CIVIL DRAWINGS

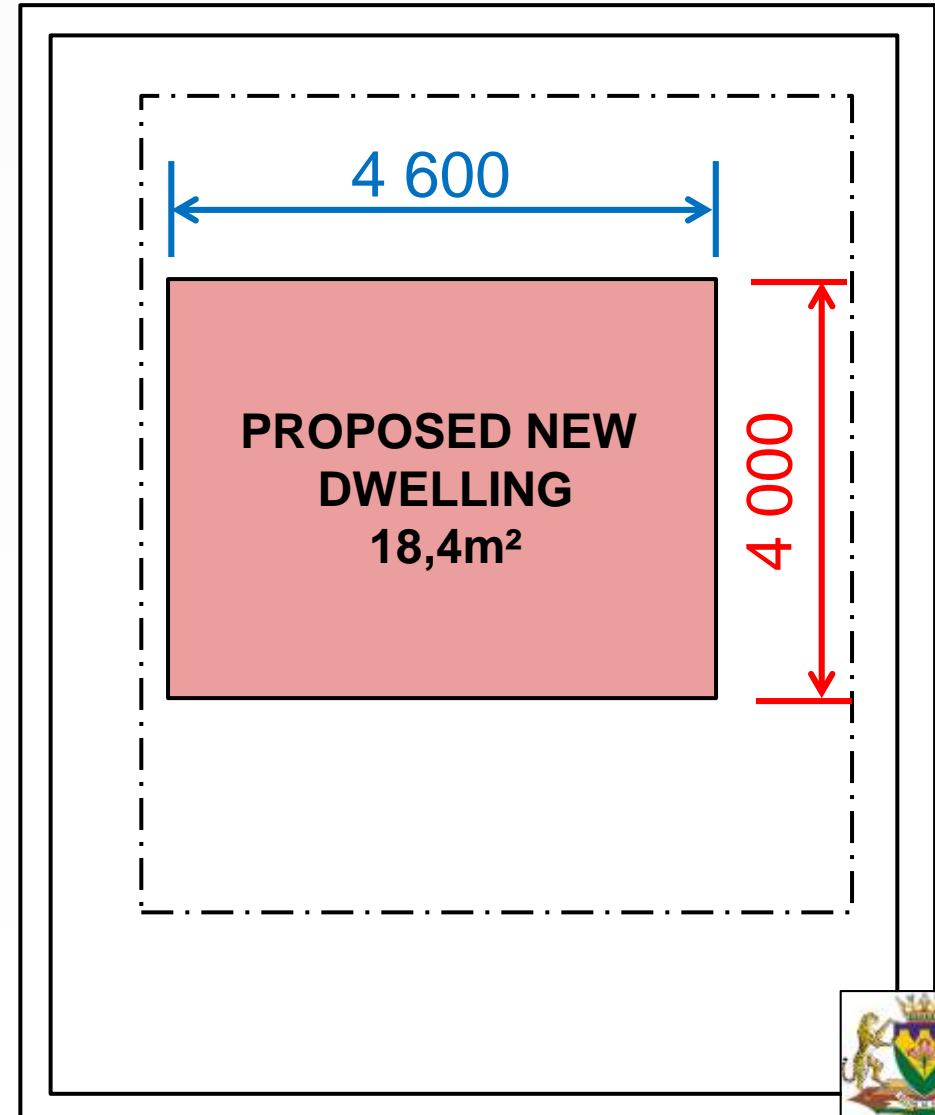
Developed by: PC Viljoen
Senior Educational Specialist for
Engineering Graphics and Design
Free State Province

PRESCRIBED CONTENT FOR GRADE 10

- Annotations, labels, dimensioning and scales.
- Relevant abbreviations and conventions.
- Hatching detail.
- **Calculating the floor area of a house.**
- Calculating the perimeter of a house.
- The floor plan showing the windows and doors.
- Basic single line elevations.
- Sectional elevations showing the detail from the foundation to the concrete slab.

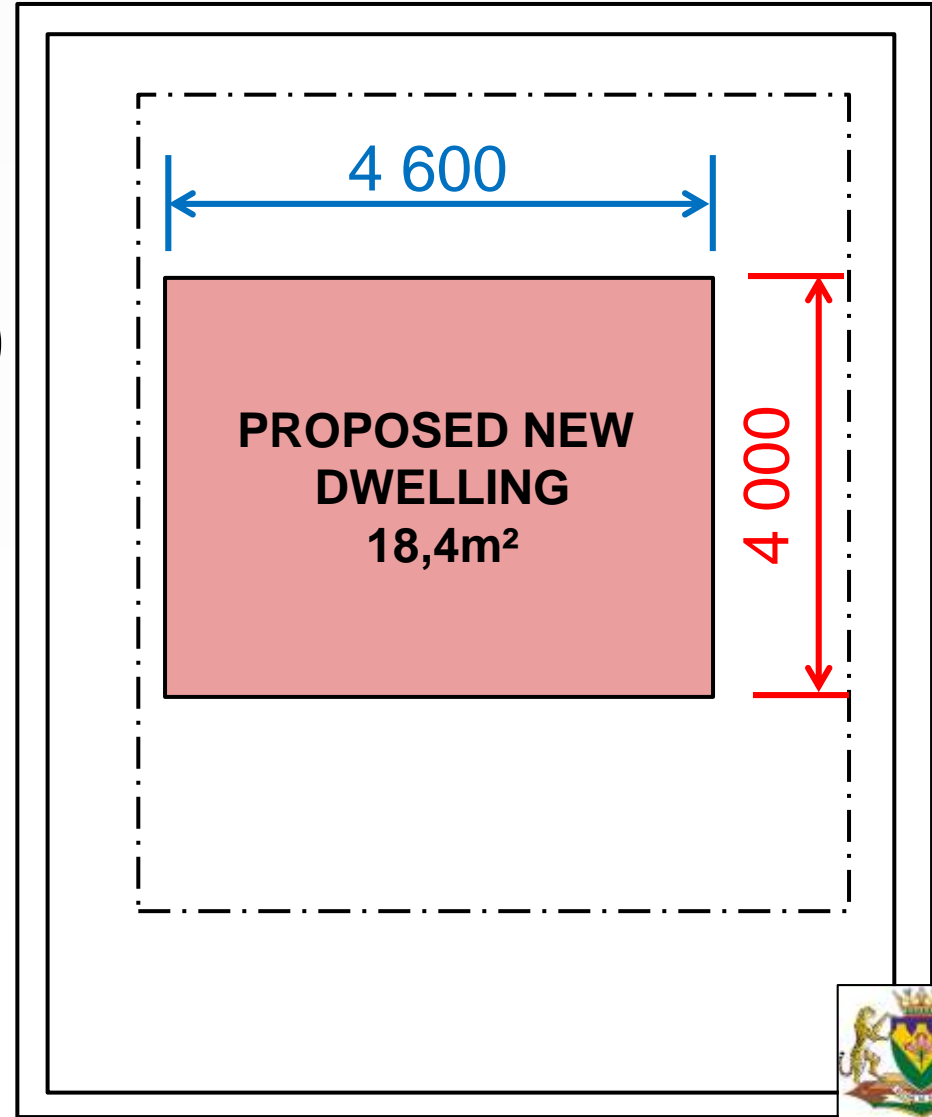
CALCULATION OF THE FLOOR AREA

- Floor area:
= ($L \times B$)



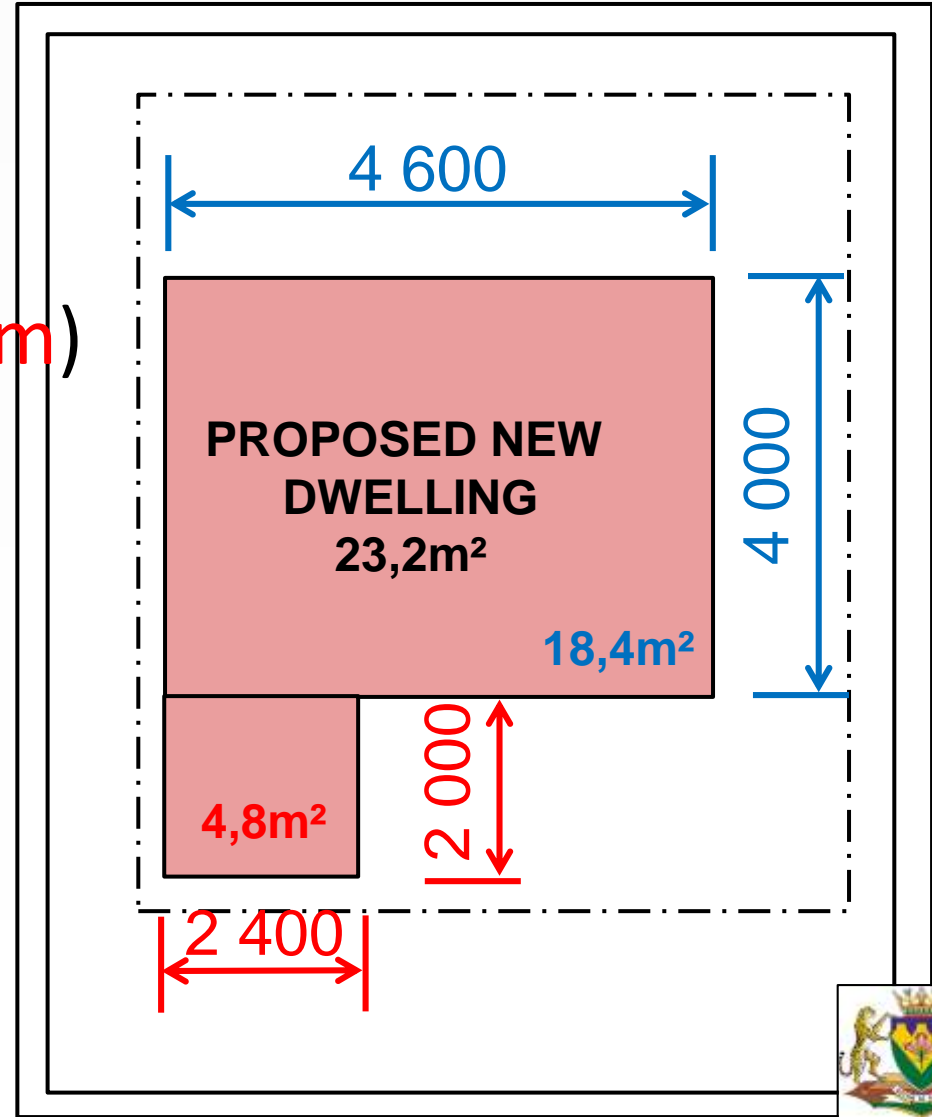
CALCULATION OF THE FLOOR AREA

- Floor area:
= $(L \times B)$
= $(4\,600\text{ mm}) \times (4\,000\text{ mm})$
= $(4,6\text{ m}) \times (4\text{ m})$
= $18,4\text{m}^2$



CALCULATION OF THE FLOOR AREA

- Floor area:
 $= (L \times B) + (L \times B)$
 $= (4,6 \text{ m} \times 4 \text{ m}) + (2 \text{ m} \times 2,4 \text{ m})$
 $= (18,4 \text{ m}^2) + (4,8 \text{ m}^2)$
 $= 23,2 \text{ m}^2$



PRESCRIBED CONTENT FOR GRADE 10

- Annotations, labels, dimensioning and scales.
- Relevant abbreviations and conventions.
- Hatching detail.
- Calculating the floor area of a house.
- **Calculating the perimeter of a house.**
- The floor plan showing the windows and doors.
- Basic single line elevations.
- Sectional elevations showing the detail from the foundation to the concrete slab.

CALCULATION OF THE PERIMETER

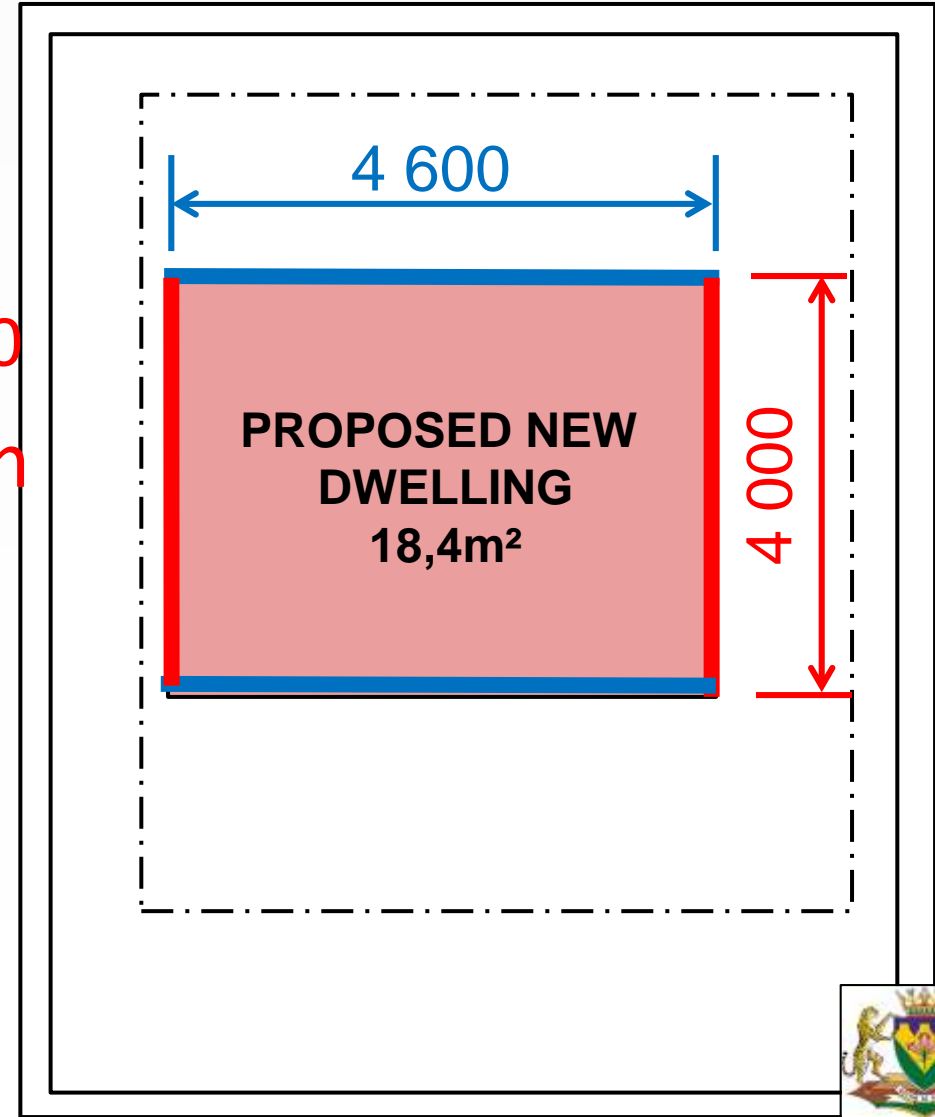
■ Perimeter:

$$= L + B + L + B$$

$$= 4\,600 + 4\,000 + 4\,600 + 4\,000$$

$$= 4,6\text{ m} + 4\text{ m} + 4,6\text{ m} + 4\text{ m}$$

$$= 17,2\text{ m}$$



CALCULATION OF THE PERIMETER

■ Perimeter:

$$= L + B + L + B$$

$$= 4,6 + 4 + 2,2 + 2 + 2,4 + 6$$

$$= 21,2\text{m}$$

