



Application on polygons

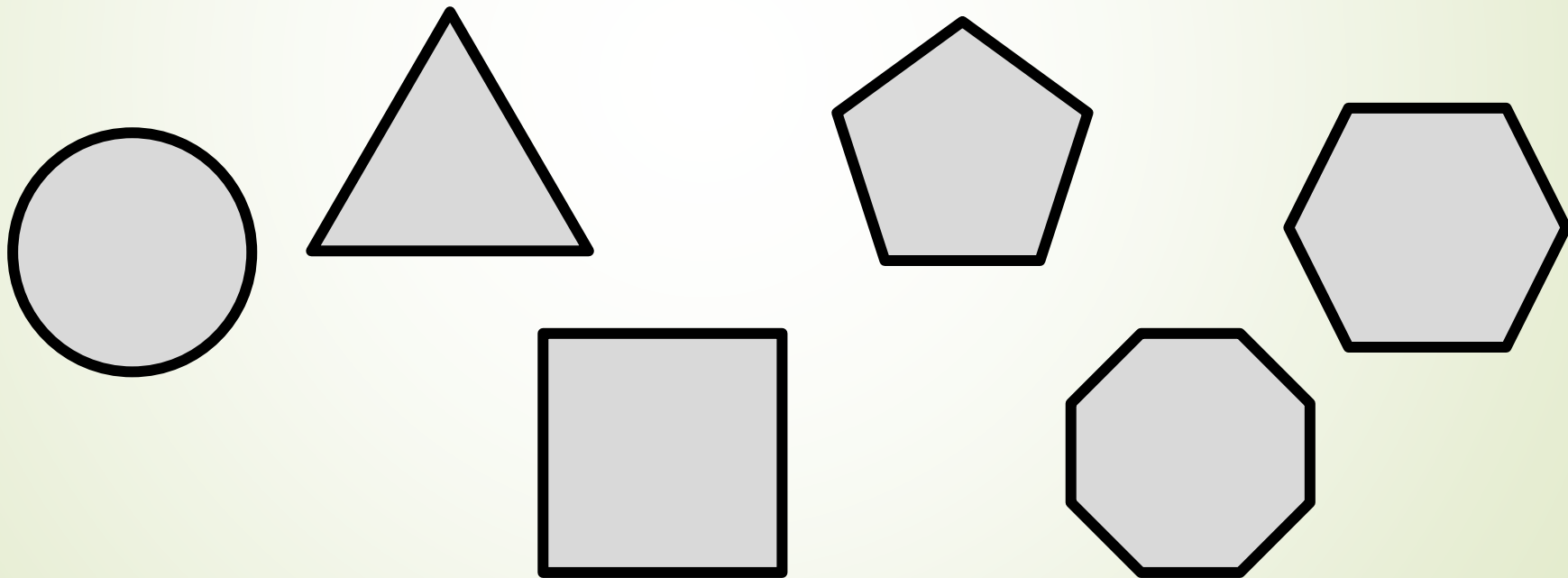
Vertical Axis

Grade 10, 11 & 12

Developed by: PC Viljoen
Senior Educational Specialist for
Engineering Graphics and Design
Free State Province

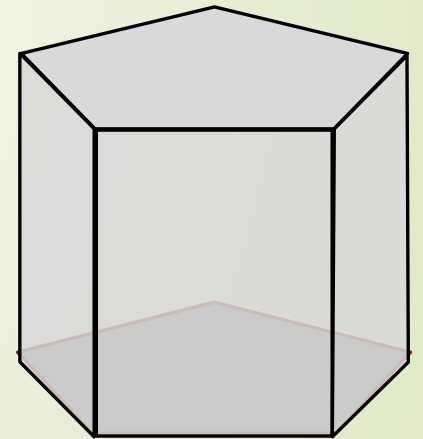
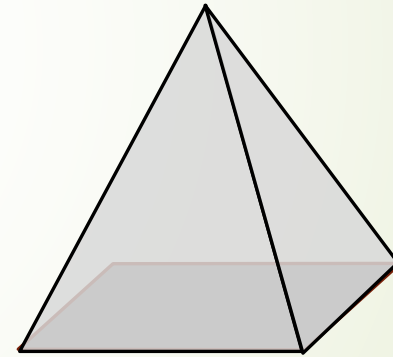
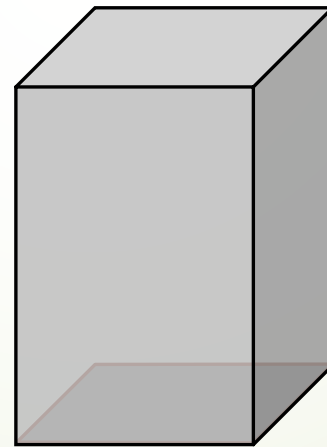
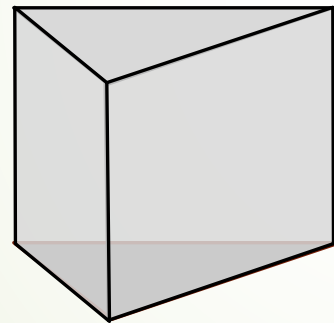
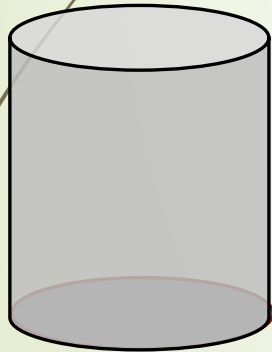
Application on polygons

- ➔ By now are familiar with the construction of polygons

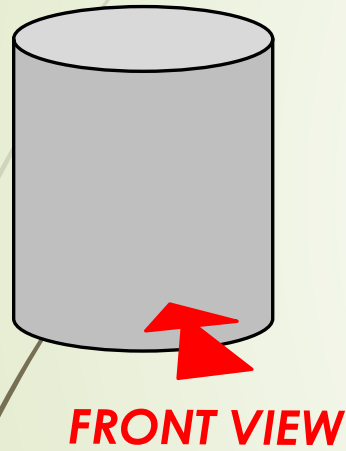


Application on polygons

- Projecting right regular pyramids, prisms, cones and cylinders from polygons.



Application on polygons




Given:
A cylinder

Question:
In F.A.O.P. draw...

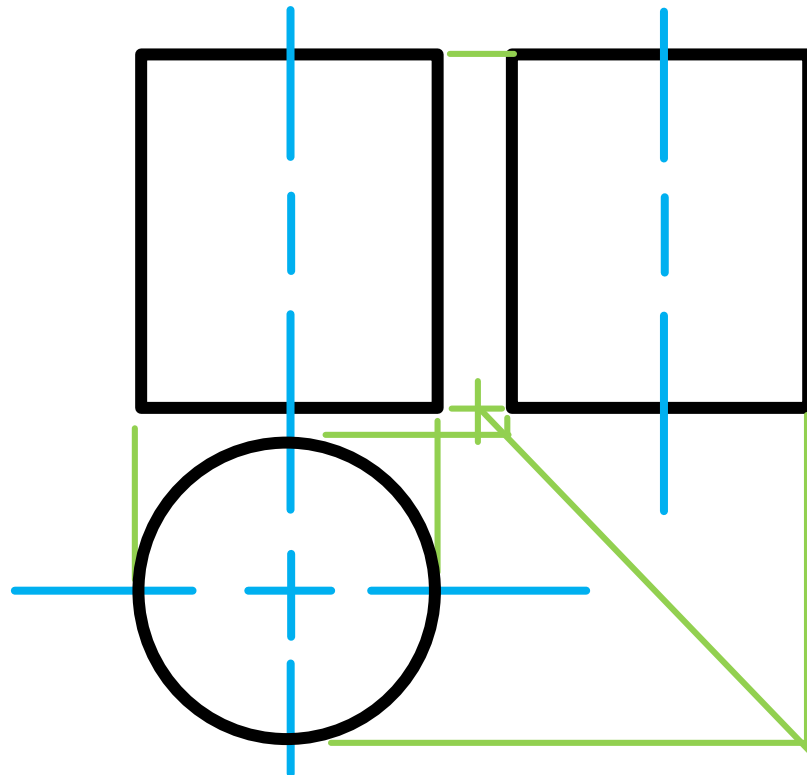
1. A front view
2. A left view
3. A top view

The diagram shows a black circle representing the top view of the cylinder, centered on a blue horizontal and vertical axis. To the right of the circle, there are two vertical blue dashed lines representing the front and left views. A green arrow points from the top view towards the left view. In the bottom right corner, there is a small icon of a trapezoid and a circle with a crosshair, representing the front and top views respectively.

Application on polygons



FRONT VIEW



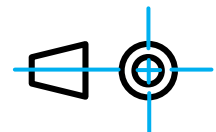
Given:

A cylinder

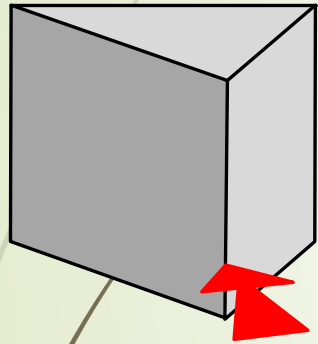
Question:

In F.A.O.P. draw...

1. A front view
2. A left view
3. A top view



Application on polygons



FRONT VIEW

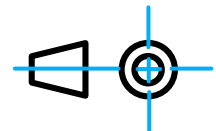
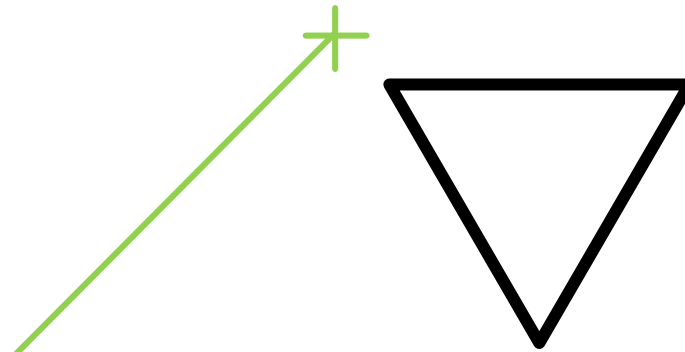
Given:

A triangular prism

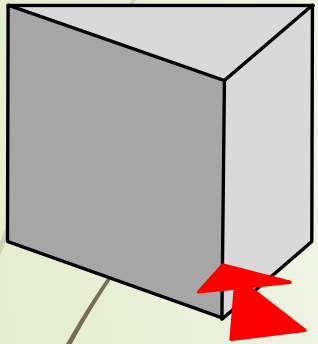
Question:

In F.A.O.P. draw...

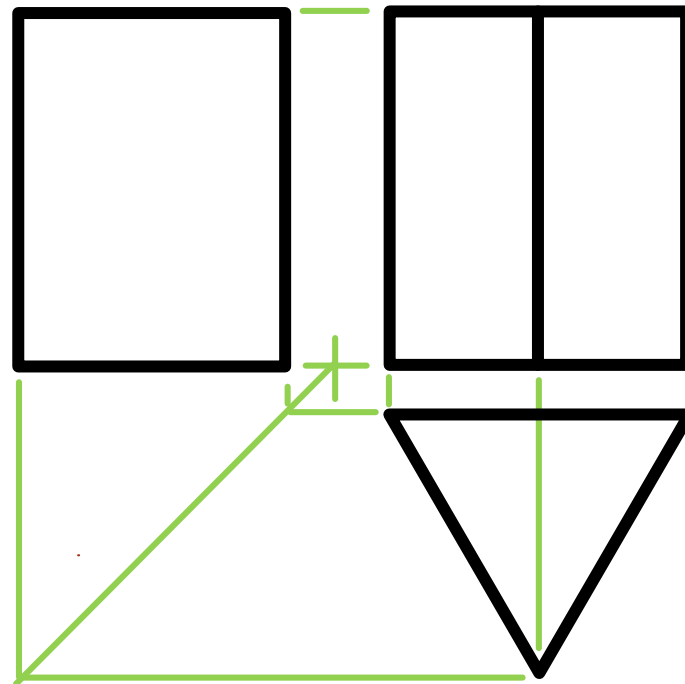
1. A front view
2. A right view
3. A top view



Application on polygons



FRONT VIEW



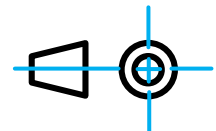
Given:

A triangular prism

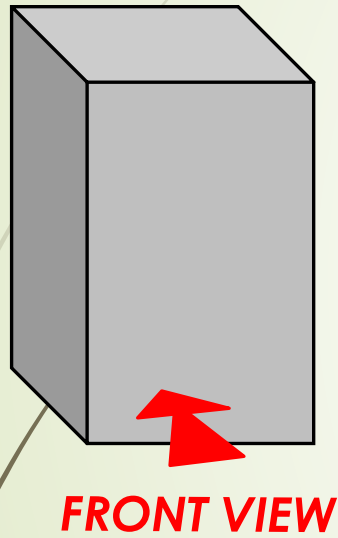
Question:

In F.A.O.P. draw...

1. A front view
2. A right view
3. A top view



Application on polygons



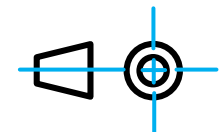

Given:

A square prism

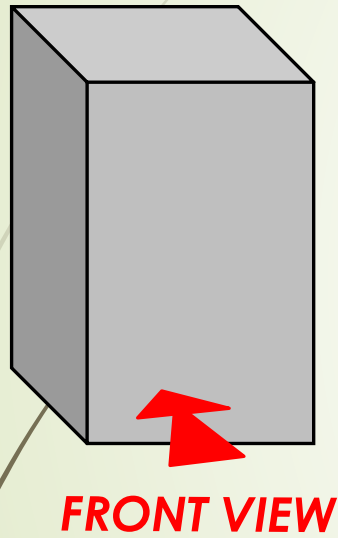
Question:

In F.A.O.P. draw...

1. A front view
2. A left view
3. A top view



Application on polygons

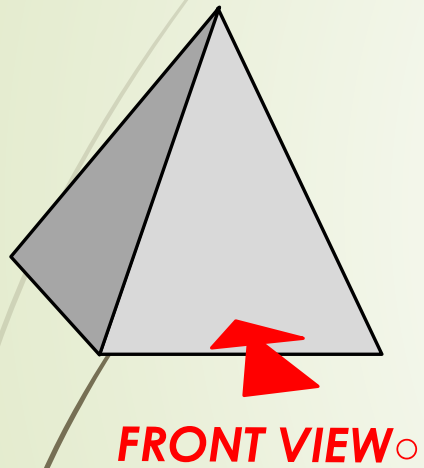


Given:
A square prism

Question:
In F.A.O.P. draw...

1. A front view
2. A left view
3. A top view

Application on polygons



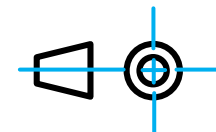


Given:

A square pyramid

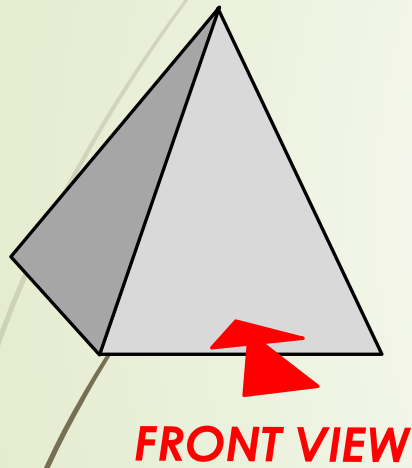
Question:

In F.A.O.P. draw...

1. A front view
2. A left view
3. A top view



Application on polygons

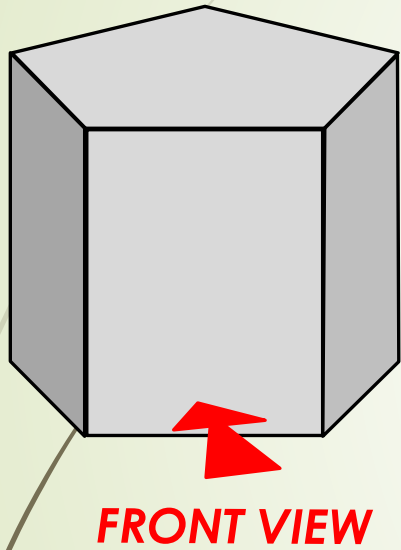


Given:
A square pyramid

Question:
In F.A.O.P. draw...

1. A front view
2. A left view
3. A top view

Application on polygons



Given:
A pentagonal prism

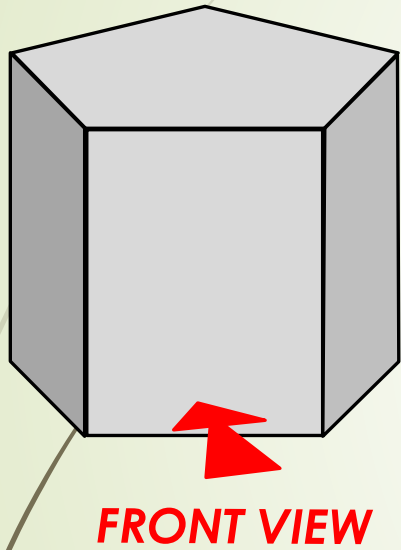
Question:
In F.A.O.P. draw...

1. A front view
2. A left view
3. A top view

The diagram shows a black pentagon on the left. To its right is a green crosshair. A green arrow points from the crosshair to the pentagon. To the right of the crosshair is a blue symbol consisting of a trapezoid and a circle with a crosshair, representing a viewing direction.



Application on polygons



Given:
A pentagonal prism

Question:
In F.A.O.P. draw...

1. A front view
2. A left view
3. A top view