

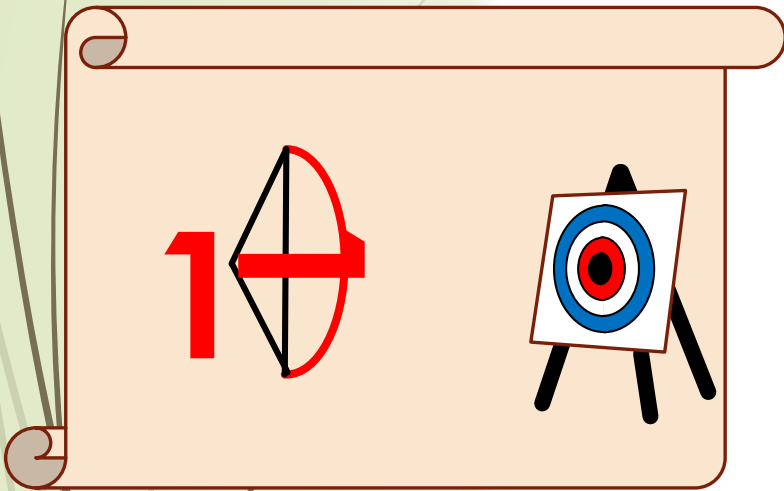
**First Angle Orthographic
Projections**

or


**Third Angle Orthographic
Projections**

Developed by: PC Viljoen
Senior Educational Specialist for
Engineering Graphics and Design
Free State Province


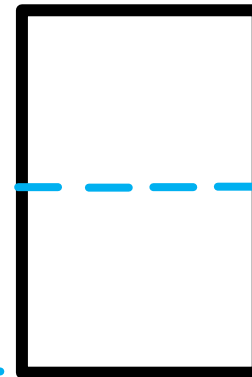
First Angle Orthographic Projections (F.A.O.P.)



Front view



Left view

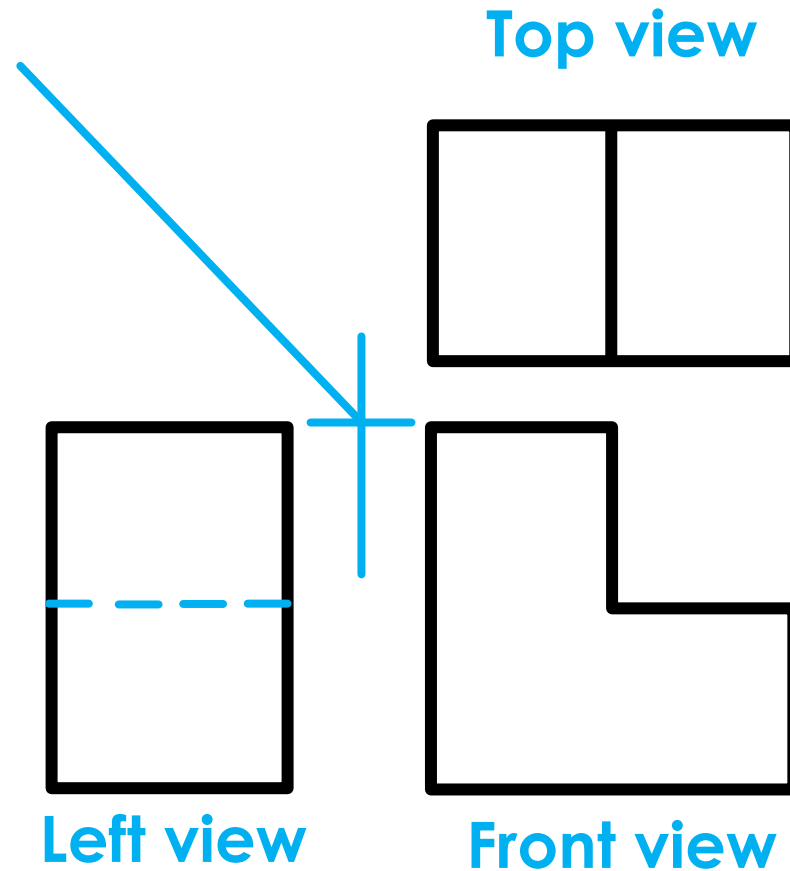
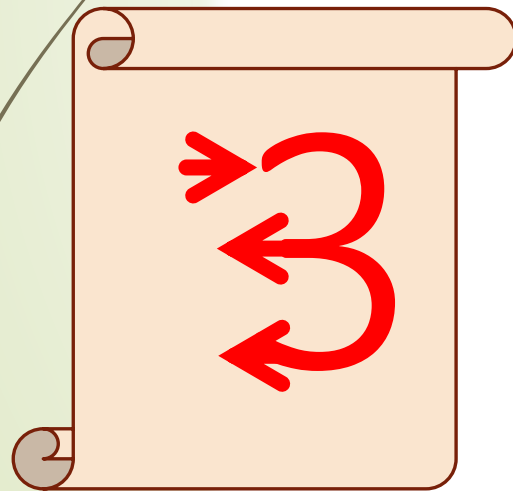


Top view

First Angle Orthographic Projections (F.A.O.P.)

- All work on Paper 1 will normally be in F.A.O.P unless otherwise stated:
 - Civil analytical drawings
 - Solid Geometry, Interpenetrations, Transition pieces
 - Perspective drawings
 - Civil drawings

Third Angle Orthographic Projections (T.A.O.P.)



Third Angle Orthographic Projections (T.A.O.P.)

- All work on Paper 2 will normally be in T.A.O.P unless otherwise stated:
 - Mechanical analytical drawings
 - Loci of Helix, Cams and Mechanisms
 - Isometric drawings
 - Mechanical work drawings